



**INDO ZAMBIA BANK**  
*SUPPORTING YOU. DEVELOPING ZAMBIA.*

**ANNUAL  
REPORT 2020**



# HEAD OFFICE CONTACTS.

**Head Office:** Plot No. 6907, Cairo Road P.O. Box 35411, Lusaka, Zambia. Tel: +260 211 224653/225080/227194  
 Fax: +260 211 225090 E-mail: [izb@izb.co.zm](mailto:izb@izb.co.zm) Swift Code: INZAZMLX Website: [izb.co.zm](http://izb.co.zm)

**K. Shashidhar**  
**Managing Director**  
 Tel: +260 211 224979/225080  
 E-mail: [md@izb.co.zm](mailto:md@izb.co.zm)

**Godwin C. Ngoma**  
**General Manager**  
 Tel: +260 211 223717/225080  
 E-mail: [gm@izb.co.zm](mailto:gm@izb.co.zm)

**Chenjelani C. Banda**  
**Assistant General Manager**  
 Tel: +260 211 224955/225080  
 E-mail: [agm@izb.co.zm](mailto:agm@izb.co.zm)

**Chief Manager Finance**  
 Dir: +260 211 223743  
 Fax: +260 211 225191  
 E-mail: [cmfinance@izb.co.zm](mailto:cmfinance@izb.co.zm)

**Company Secretary & Legal Counsel**  
 Dir: +260 211 222349  
 Fax: +260 211 225090  
 E-mail: [cmlegal@izb.co.zm](mailto:cmlegal@izb.co.zm)

**Chief Manager Credit**  
 Dir: +260 211 225076  
 Fax: +260 211 225090  
 E-mail: [cmcredit@izb.co.zm](mailto:cmcredit@izb.co.zm)

**Chief Manager Human Resources**  
 Dir: +260 211 223736  
 Fax: +260 211 225090  
 E-mail: [cmhr@izb.co.zm](mailto:cmhr@izb.co.zm)

**Chief Manager information technology**  
 Dir: +260 211 225075  
 Fax: +260 211 233621  
 E-mail: [cmit@izb.co.zm](mailto:cmit@izb.co.zm)

**Chief Manager Forex & Treasury**  
 Dir: +260 211 238924  
 Fax: +260 211 222613  
 E-mail: [cmfgn@izb.co.zm](mailto:cmfgn@izb.co.zm)

**Chief Manager Risk management**  
 Dir: +260 211 223382  
 Fax: +260 211 225090  
 E-mail: [cmrmd@izb.co.zm](mailto:cmrmd@izb.co.zm)

**Chief Manager Operations**  
 Dir: +260 211 237900  
 Fax: +260 211 225090  
 E-mail: [cmops@izb.co.zm](mailto:cmops@izb.co.zm)

**Chief Manager Compliance**  
 Dir: +260 211 234616  
 Fax: +260 211 225090  
 Email: [cmcompliance@izb.co.zm](mailto:cmcompliance@izb.co.zm)

**Chief Manager Audit**  
 Dir: +260 211 224789  
 Fax: +260 211 225090  
 Email: [cmaudit@izb.co.zm](mailto:cmaudit@izb.co.zm)

# BRANCH NETWORK.





## VISION

---

To become the bank of choice for all retail and corporate customers



## MISSION

---

To become the bank of choice for all retail and corporate customers

## OUR VALUES

### Service

Commitment to delivering quality and reliable service to our customers and the entire nation, enabling economic growth and development.

### Integrity

Commitment to the highest level of Ethical moral standards and transparency.

### People

Commitment to embracing motivating and retaining motivating and retaining motivating and retaining.

### Accountability

Commitment to account to all our Stakeholders by operating in a safe and sound manner with compliance to laws and regulations.

### Responsibility

Commitment to supporting the communities in which we operate.

### Professionalism

Commitment to act with utmost professionalism in all our workings. We are committed to fulfilling our corporate social responsibilities and to fostering the building of strong communities in which we operate. We will always strive to be a good corporate citizen in society.

# BOARD OF DIRECTORS



**Dr. Michael Gondwe, Board Chairman**

Dr. Gondwe is an eminent and highly distinguished Zambian lawyer with a wealth of leadership experience of over 35 years in the Banking and Financial Sector. He is a former Governor of the Bank of Zambia and former President and CEO of the Eastern and Southern African Trade and Development Bank, commonly known as the PTA Bank. He had for 15 years served in senior positions in the PTA Bank before his appointment as President. He had worked for the Zambia Industrial and Mining Corporation (ZIMCO), a pioneer shareholder of Indo Zambia Bank Limited, and the Bank of Zambia before joining PTA Bank. He serves on several Boards of Directors of other private, commercial and public sector entities in Non-Executive roles.



**Mr. Vikramaditya Singh Khichi, Non-Executive Director**

Mr. Khichi was appointed as Non-Executive Director on Indo Zambia Bank Board of Directors in 2019. He has an illustrious 33 years in the Banking Sector serving in several capacities as Dena Bank in India before being appointed Executive Director at the Bank of Baroda where he currently serves. He has had a wealth of experience in Retail and Corporate Banking Operations, Debt Recovery, Merchant Banking, Marketing as well as Executive Leadership particularly in Strategy and Policy formulation. He holds a Bachelor's Degree in Science, an M.B.A in Finance and Marketing and is a Certified Associate of the Indian Institute of Bankers. He also serves on the Boards of other companies in insurance and asset management in India.



**Mr. Vijay Vasantrao Murar, Non-Executive Director**

Mr. Murar was appointed Non-Executive Director on the Bank's Board of Directors in 2019. He holds a Bachelor's Degree in Science and a Post Graduate Diploma in Taxation. He is a Certified Associate of the Indian Institute of Bankers with over 36 years of International Banking Operations mainly specializing in Treasury. He serves other Board's in reputable companies and professional associations in India. He is currently General Manager in charge of Treasury and International Operations at the Central Bank of India.



**Mrs. Pamela S. Musepa, Non-Executive Director**

Mrs. Pamela S. Musepa is a Corporate Services and Procurement professional with over 30 years experience. She is currently the Chief Corporate Services Officer at the Industrial Development Corporation (IDC) as well as Non-Executive Director on the Boards of three (3) public sector entities. She is a holder of a Master's Degree in Business Administration (MBA); Bachelor of Arts Degree (BA) and a Diploma in Purchasing and Supplies Management. Additionally, she is an Executive Member of the Institute of Directors (IoD) of Zambia.



#### **Mr. Ramesh Chand Thakur, Non-Executive Director**

Mr. Thakur was appointed as Non-Executive Director on Indo Zambia Bank Board of Directors in 2019. He holds a Bachelor of Science Degree, a Master of Science Degree, a Post Graduate Diploma in Business Administration, a Diploma in International Banking Management, Diploma in Treasury Investment and Risk Management and is a Certified Associate of the Indian Institute of Bankers. Mr. Thakur's vast experience in Banking is largely in the fields of Credit, Branch Management, Treasury, Foreign Operations as well as Debt Recovery. He currently serves as General Manager - Recoveries at the Bank of India.



#### **Mr. Ngenda Nyambe, Non-Executive Director**

Mr. Nyambe has over 23 years of experience in Banking and Financial Markets. He has served as Country Treasurer at Barclays Bank PLC (now ABSA Bank), as Director Treasury and Investment Management at Zambia National Commercial Bank and was Executive Director Commercial Banking in charge of Southern Africa at Standard Chartered Bank Plc. Currently, he is an Independent Financial Services Consultant in addition to being Non-executive Director of some private, commercial and public sector Boards of Directors.



#### **Mr. Kowdichar Shashidhar, Managing Director**

Mr. Kowdichar Shashidhar was appointed as Managing Director in 2020 on secondment from the Central Bank of India where he had served for 31 years, the majority of which have been in Senior Executive roles. He is a Holder of Masters in Commerce & Masters in Business Administration degrees with specialization in Banking & Finance and is a Certified Associate of the Indian Institute of Bankers (CAIIB).

# EXECUTIVE MANAGEMENT



**Kowdichar Shashidhar**  
Managing Director



**Godwin C. Ngoma**  
General Manager



**Chenjelani C. Banda**  
Assistant General Manager



**Harikrishna Bommareddy**  
Chief Manager Finance



**Cuthbert Kondwelani Tembo**  
Company Secretary & Legal Counsel



**Pascalina Mwenso**  
Chief Manager Compliance



**Deepak Wahal**  
Chief Manager Risk Management



**Yotam Mwale**  
Chief Manager Forex & Treasury



**Jyoti Nath Sinha**  
Chief Manager Information Technology



**Christopher Wakung'uma**  
Chief Manager Human Resources



**Jagdish Prasad**  
Chief Manager Credit



**Sunil Kumar**  
Chief Manager Operations



**Ricky Nkolola**  
Acting Chief Manager Internal Audit

**SUPPORTING YOU.  
DEVELOPING ZAMBIA.**



**Equipment  
Finance**

**Agro Finance**



**Working Capital  
Finance**



**Transportation  
and Logistics**



# Contents

|  |          |
|--|----------|
| Financial Highlights.....  | 10-11    |
| Chairman’s Statement .....   | 12-14    |
| Directors’ report .....  | 17-20    |
| Statement of Corporate Governance.....   | 21 - 25  |
| Statement of Directors’ responsibilities in respect of the<br>preparation of financial statements..... | 26       |
| Independent auditor’s report.....  | 27 - 32  |
| Statement of financial position.....   | 33       |
| Statement of profit or loss and other comprehensive income.....  | 34       |
| Statement of changes in equity .....   | 35       |
| Statement of cash flows.....   | 36       |
| Notes to the financial statements .....  | 37 - 128 |

# FINANCIAL HIGHLIGHTS

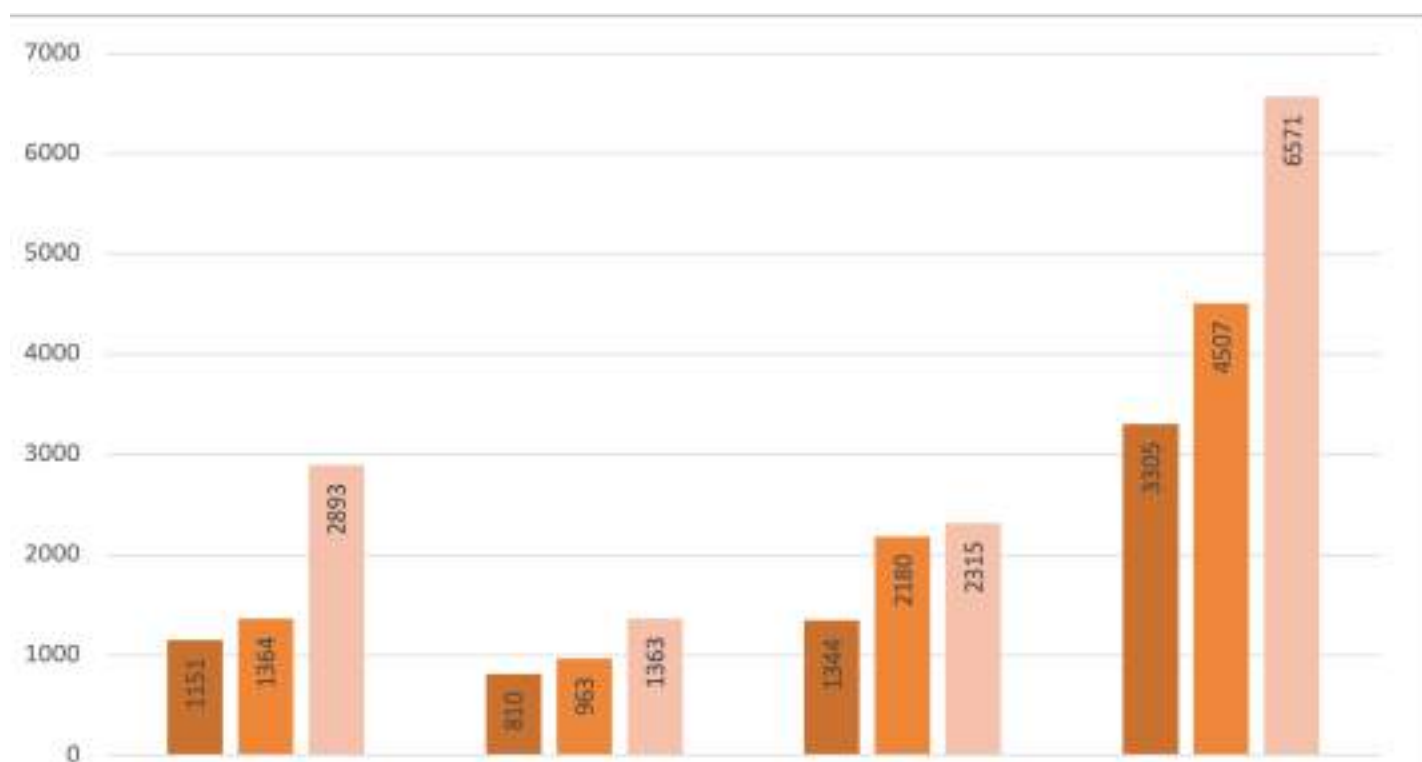
as at 31st December 2020

|                               | POSITION AS AT             | POSITION AS AT             | POSITION AS AT             |
|-------------------------------|----------------------------|----------------------------|----------------------------|
|                               | 31-12-2018<br>(K Millions) | 31-12-2019<br>(K Millions) | 31-12-2020<br>(K Millions) |
| <b>Business Mix</b>           | 5,015                      | 6,672                      | 9,267                      |
| <b>Deposits</b>               | 3,305                      | 4,507                      | 6,571                      |
| <b>Advances</b>               | 1,710                      | 2,166                      | 2,696                      |
| <b>Net profit</b>             | 140                        | 178                        | 210                        |
| <b>Capital Adequacy Ratio</b> | 41.76                      | 39.91                      | 30.03                      |

## BUSINESS MIX

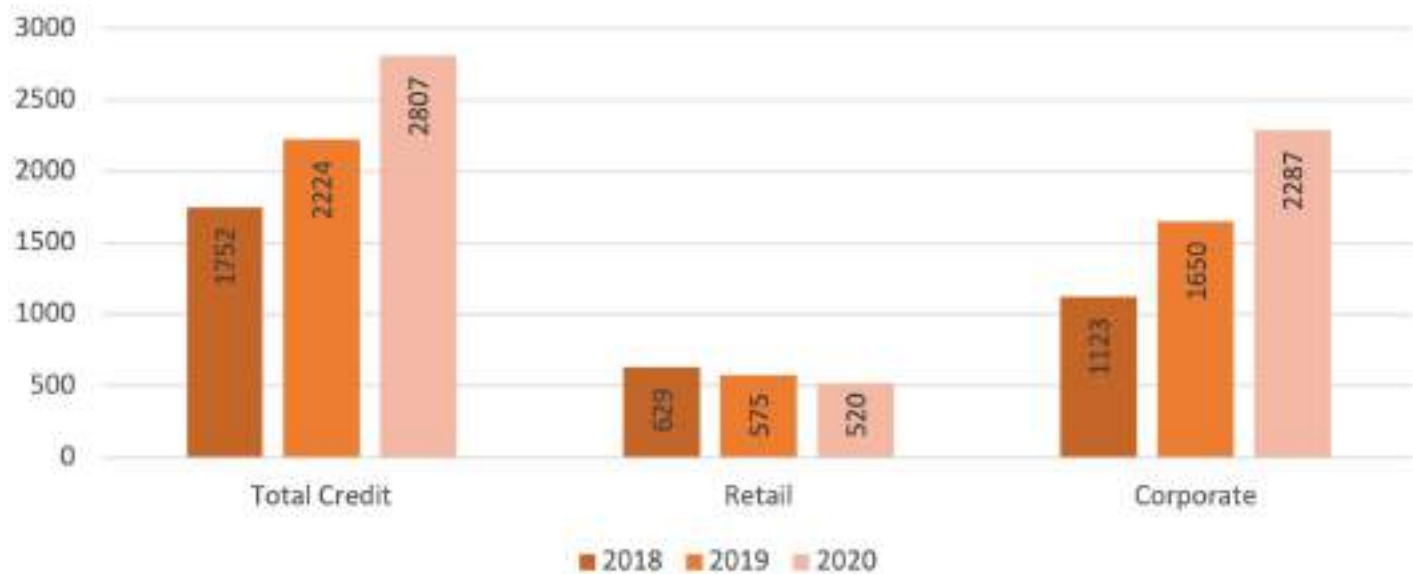
The Bank's total business grew by 38.89% to reach K9,267 million as at 31st December, 2020 from K6,672 million as at 31st December, 2019.

## TOTAL DEPOSITS



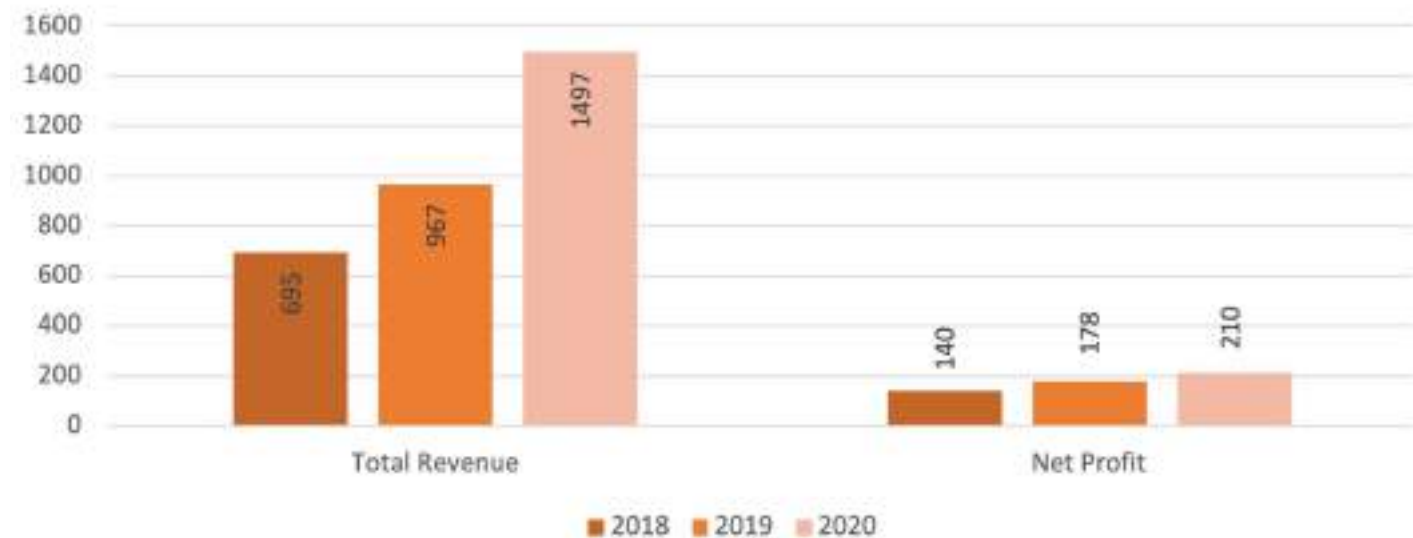
The Bank's total deposits increased from K4,507 million as at 31st December, 2019 to K6,571 million as at 31st December, 2020 recording a growth of 45.80%.

## ADVANCES



Gross Advances stood at K2,807 million as at 31st December, 2020 as against K2,224 million as at 31st December, 2019. The Bank made provision for Non-performing assets as per the requirement of the Bank of Zambia / IFRS standards. Total provisions outstanding on Advances as at 31st December, 2020 was K110 million as against K58 million as at 31st December, 2019.

## PERFORMANCE



The Bank earned total revenue of K1497 million for the year ended 31st December, 2020 as against K967 million for the year ended 31st December, 2019, a growth of 54.81%. The Bank achieved a net profit of K210 million for the year ended 31st December, 2020 as against K178 million for the year ended 31st December, 2019, a growth of 17.98%.

## CHAIRMAN'S STATEMENT



Dr. Michael Gondwe

*“In our resolve to be a catalyst for the economic development of Zambia, no year has been as challenging economically as the year 2020. But, together with our stakeholders, we surmounted the challenges and delivered on the promise.”*

Additional to being an existential problem, during the year 2020, COVID-19 continued to exert tremendous pressure on the global economy. Sadly, many of us have lost colleagues and loved ones to the pandemic. Equally, many businesses have been negatively impacted, leading to governments across the globe intervening in their economies through various stimulus plans.

Through this difficult period, the Board, Management and Staff of the Bank resolutely pursued sustenance of stakeholder value, support for customers, and health and safety leading to positive operational and financial performance. All this was done in pursuit of our mission which is, **“to act as a catalyst for the economic development of Zambia.”**

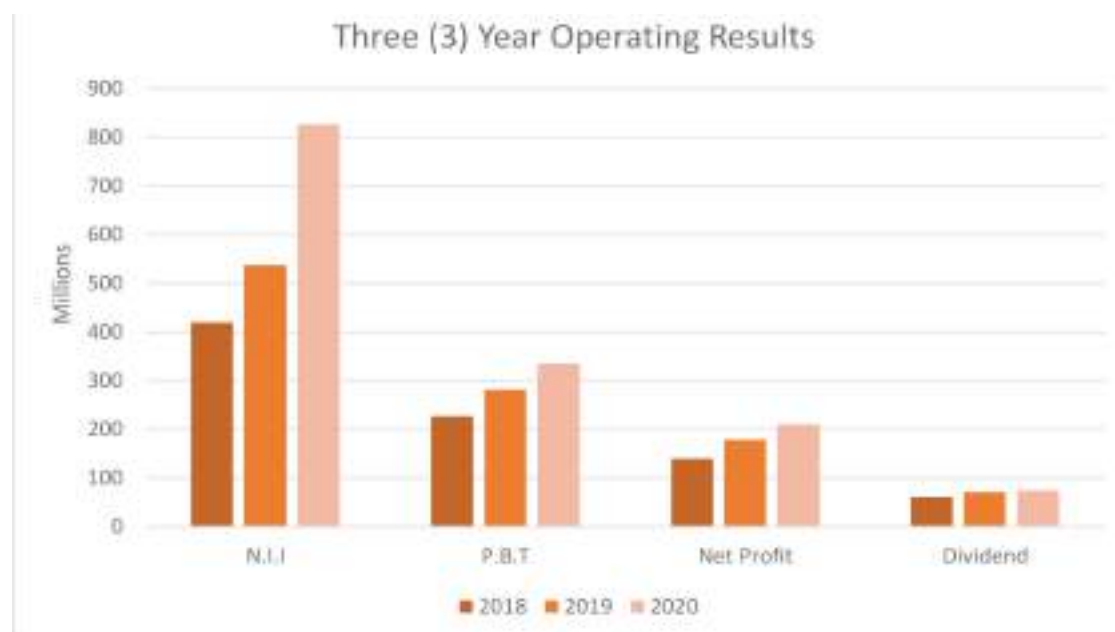
Our brand promise **“Supporting You. Developing Zambia”** was tested and, I am pleased to say, we delivered on the promise. During the year, the Bank extended repayment holidays, prudential reliefs and fee waivers to its customers. Further, the Bank made available ZMW907 million through refinancing and new loan extensions to customers at accommodative rates, unlocking resources that have proved vital for the survival of some of the country’s key industry players, saved thousands of jobs and ensured sustainability of the Bank’s upward trajectory.

### Sustained Returns to Shareholders

A look at the Bank’s financial statements, which are presented in detail later in this report, and whose highlights are as provided above, will show how COVID-19 impacted our financial performance. Yet the results summarized in figure 1 are evidence of the Bank’s financial and operational resilience. The Bank met all major performance indicators, ensuring the promise of sustained growth was kept.

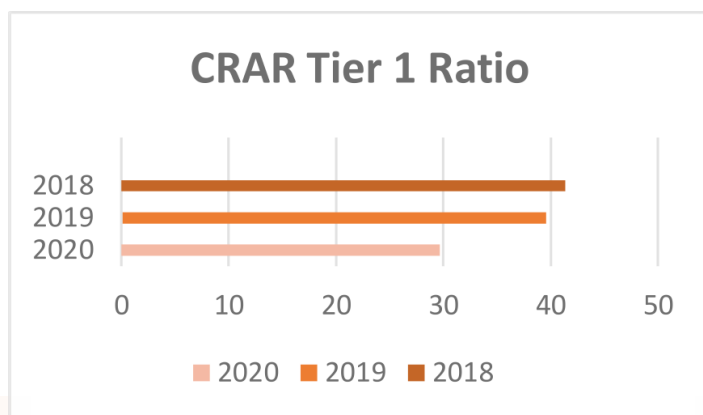
Costs surged higher due, in part, to increased investments into technology, increased health and safety expenses, constrained loan book growth, and higher impairments taken as a prudential measure on account of near-term outlook

### Key Performance Indicators



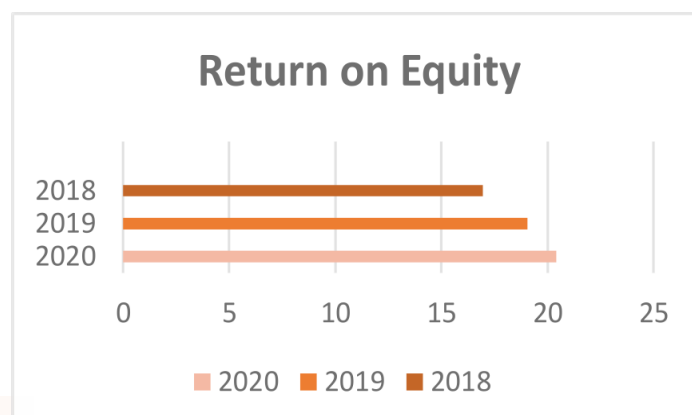
on the economy. Conversely, Core Liquid Assets remained high and capital registered further growth. The Bank's balance sheet grew significantly, amid new innovations and investments. This, coupled with the stress-tested outlook on the economy and the Bank's performance, aided the Board of Director's in recommending payment of a dividend of ZMW75 million to the Shareholders for the year ended 31st December 2021 (ZMW71.50 million: 2019).

**Figure 1**



The Board of Directors prioritizes the creation of value for stakeholders. As figures 2 and 3 will show, returns on the equity deployed by Shareholders continued to grow steadily. The Board is confident that with the Bank's dedicated workforce, which boasts of one of the lowest attrition rates in the industry, delivering value to Shareholders will remain a key expectation.

**Figure 2**



IDC Group Chief Executive Officer Mr. Mateyo Kaluba (far right) presenting gifts to Mrs. Orlean Moyo (top far left) and Mr. Samuel Mukupa (bottom far left) on the occasion of their retirement from the IZB Board.



## Governance

In 2020, the Bank underwent a transition at the Governance level. Mrs. Orlean Moyo retired from the Board of Directors after eighteen (18) years of admirable service and leadership as Chairman of the Board. In her place, I was appointed Chairman with effect from 1st October 2020.

Mr. Samuel Mukupa also retired from the Board of Directors having served eight (8) years as Non-Executive Director and Chairman of the Risk Management Committee of the Board. Mr. Maheshkumar M. Bansal completed his term of service as Managing Director of Indo Zambia Bank Limited after serving his period of deputation from the Bank of Baroda.

The Bank is profoundly indebted to Mrs. Moyo, Mr. Mukupa and Mr. Bansal for their stewardship and for consolidating the foundation upon which the Board and Management shall continue to pursue the creation of value for stakeholders.

We welcome Mrs. Pamela S. Musepa and Mr. Ngenda Nyambe who were appointed as Non-Executive Directors during the year. Mrs. Musepa and Mr. Nyambe bring significant corporate experience which will be of immense value to the Board of Directors. Mrs. Musepa is a senior executive in the Industrial Development Corporation, the Bank's Zambian Shareholder. She has expertise in the development and implementation of corporate strategy and is a renowned procurement professional. Mr. Nyambe has been a senior executive in some of the country's most competitive banks. He will certainly provide the Bank with the much-needed insight into the financial markets.

We equally welcome Mr. Kowdichar Shashidhar who was appointed Managing Director and Chief Executive Officer in 2020. Mr. Shashidhar is an accomplished banking executive who joined on secondment of the Central Bank of India. The Board is confident that he will provide the necessary leadership to ensure the Bank's strong financial performance is sustained.

## Corporate Social Responsibility

Despite the restrictions on public gatherings and events, the Bank maintained its resolve to give back to the communities in which we operate through various initiatives. The activities mainly targeted efforts at cushioning the impact of the COVID-19 pandemic on various groups in society including frontline health workers, marginalized groups and the underprivileged.

The Bank also continued to support local heritage and culture by contributing to the hosting of some traditional ceremonies in addition to financial literacy and inclusion activities across the branch network.

## Outlook

Whereas everyone hopes and expects 2021 to be a better year, it promises to be equally as challenging as 2020 largely due to the lagging effects of COVID-19 on the economy. But with governments globally moving to stimulate major economies, anticipated improved trade flow on account of the reopening of the borders for Zambia's main trading partners, an expected bumper harvest, improved electricity production

due to good rainfall and a steady rise in commodity prices on the international market, particularly on copper, the Board of Directors remains confident that the Bank will deliver on its commitments to stakeholders.

These commitments include diligent oversight over the execution of the Bank's strategy, improving service delivery and customer experience both personal and digital, retaining a healthy and highly motivated workforce and delivering sustained Shareholder value by ensuring maintenance of a strong capital position.

I have no doubt that the Board, Management and Staff will continue to adapt to the new normal, increase innovation and ensure exceptional service to customers in honour of our commitments to stakeholders.



Michael Gondwe  
**BOARD CHAIRMAN**



**INDO ZAMBIA BANK**  
*SUPPORTING YOU. DEVELOPING ZAMBIA.*



# DO MORE

## WITH INDO MOBILE BANKING.

- **Download** the App or Dial \*232#
  - **Money Transfers**
  - **Bank to wallet** transfers
  - Pay **Bills** and Top up **Airtime**
  - Account **Statement** Requests
- And much more...

**SAFE  
CASHLESS  
CONVENIENT**





**INDO ZAMBIA BANK**  
SUPPORTING YOU. DEVELOPING ZAMBIA.



# Tap to Pay The New Way.

Make secure cashless payments  
with one tap, using your Indo  
Visa Card.



Terms & Conditions Apply.





# **DIRECTOR'S REPORT AND AUDITED FINANCIAL STATEMENTS**

**FOR THE YEAR ENDED 2020**



# Indo Zambia Bank Limited

## Annual Report

for the year ended 31 December 2020

### Directors' report

The Directors submit their report together with the audited annual financial statements for the year ended 31 December 2020, which disclose the state of affairs and performance of Indo Zambia Bank Limited (the "Bank").

#### Principal activities

The principal activity of the Bank is the provision of Retail and Commercial Banking and related services to the general public. There have been no significant changes in the Bank's business during the year.

#### Share capital and beneficial owner(s)

The authorised share capital of the Indo Zambia Bank Limited remained unchanged at 420,000,000 ordinary shares of 1 kwacha each. The issued and fully paid-up share capital remained at 416,000,000 ordinary shares of 1 kwacha each.

The Bank shareholding and beneficial ownership is represented as follows:

| Name of shareholder                | Percentage of Shareholding | Beneficial owners                    |
|------------------------------------|----------------------------|--------------------------------------|
| Industrial Development Corporation | 40%                        | Government of the Republic of Zambia |
| Bank of Baroda                     | 20%                        | Government of India                  |
| Bank of India                      | 20%                        | Government of India                  |
| Central Bank of India              | 20%                        | Government of India                  |

There were no changes in the shareholding during the year and the Bank has no natural person as the beneficial owner.

#### Operating results

|                          | 2020                 | 2019          |
|--------------------------|----------------------|---------------|
| Net interest income      | <b>826,065,573</b>   | 537,061,075   |
| Profit before income tax | <b>334,345,942</b>   | 280,937,689   |
| Income tax expense       | <b>(124,626,501)</b> | (102,525,317) |
| Profit for the year      | <b>209,719,441</b>   | 178,412,372   |

#### Dividend

During the year, K71,500,000 was paid as dividends to the shareholders for the year ended 31 December 2019 (2019: K60,000,000 for the year ended 31 December 2018). After the reporting date, a dividend of K75,000,000 was proposed (2019: K71,500,000). This dividend is subject to approval by the Shareholders at the Annual General Meeting.

# Indo Zambia Bank Limited

## Annual Report

for the year ended 31 December 2020

### Directors' report (continued)

#### Developments during the year

At 31 December 2020, the Bank had a total of 30 branches (2019: 30 branches) and 5 retail agencies (2019: 5 retail agencies). During the year, the Bank has set up two retail outlets.

#### Directors

The Directors who held office during the year and up to the date of this report were:

|                  |             |                            |
|------------------|-------------|----------------------------|
| Dr M. Gondwe     | Chairman    | Appointed 1 October 2020   |
| Mr V.S. Khichi   | Director    | Director                   |
| Mr R.C. Thakur   | Director    | Director                   |
| Mr V.V. Murar    | Director    | Director                   |
| Mrs P.S. Musepa  | Director    | Appointed 24 March 2020    |
| Mr N. Nyambe     | Director    | Appointed 1 October 2020   |
| Mr K. Shashidhar | MD          | Appointed 28 August 2020   |
| Mrs O.Y Moyo     | Chairperson | Resigned 30 September 2020 |
| Mr S. Mukupa     | Director    | Resigned 30 September 2020 |
| Mr M. M. Bansal  | MD          | Resigned 30 September 2020 |

#### Interest Register information

During the year, the interests declared, if any, by the Bank officers (a Director, Company Secretary or executive officer of a Bank) were recorded in the minutes of Board and Committee meetings. The Declaration of Interests Register, as required by the Companies Act No. 10 of 2017, containing particulars of the above stated interests declared, is available for inspection at the Company's registered office.

#### Directors' interests and emoluments

Except for the Managing Director, no other Director has a service contract with the Bank. No Director had an interest in any significant contract entered by the Bank during the year (2019: Nil).

Directors' emoluments paid during the year ended 31 December 2020 were **K9.32million** (2019: K4.10 million) of which **K7.88million** (2019: K6.34million) related to Directors' fees.

#### Property and equipment

During the year, the Bank purchased property and equipment amounting to **K66.77million** (2019: K50.65million).

#### Research and developments

During the year, the Bank did not conduct any research and development activities (2019: Nil).

#### Related party transactions

As required by the Banking and Financial Services Act, related party transactions are disclosed in note 29 of the financial statements.

# Indo Zambia Bank Limited

## Annual Report

for the year ended 31 December 2020

### Directors' report (continued)

#### Employees

The total remuneration to employees during the year amounted to **K301.64 million** (2019: K207.51 million) as disclosed in note 13 of the financial statements and the average number of employees for each month of the year were as follows:

| Month     | No. of Employees |
|-----------|------------------|
| January   | 316              |
| February  | 319              |
| March     | 317              |
| April     | 318              |
| May       | 317              |
| June      | 315              |
| July      | 316              |
| August    | 316              |
| September | 315              |
| October   | 313              |
| November  | 313              |
| December  | 314              |

#### Employee Policies

Human resources and training have reviewed and updated all staff policies.

#### Health and safety of employees

The Directors are aware of their responsibilities regarding the safety and health of employees and have put appropriate measures in place to safeguard the safety and health of the Bank's employees.

#### Gifts and donations

The Bank made donations during the year amounting to **K0.38 million** (2019: K0.49 million) in order to support various charitable organisations and events.

#### Exports

The Bank did not export any of its primary goods or services in the year.

#### Other material facts, circumstances and events

The Directors are not aware of any material fact, circumstance or event which occurred between the reporting date and the date of this report which might influence an assessment of the Bank's financial position or the results of its operations.

#### Prohibited borrowings or lending

There were no prohibited borrowings or lending as defined under Sections 81 and 82 of the Banking and Financial Services Act No.7 of 2017.

#### Risk Management and Control

The Bank, through its normal operations, continues to be exposed to a number of risks, the most significant of which are credit, market, operational and liquidity risks. The Bank's risk management objectives, policies and strategies are disclosed in Note 30 to the financial statements.

# Indo Zambia Bank Limited

## Annual Report

for the year ended 31 December 2020

---

### **Directors' report (continued)**

#### **Compliance Function**

The Bank has a compliance function whose responsibility is to monitor compliance with regulatory requirements and the various internal control processes and procedures.

#### **Know Your Customer (KYC) and Anti-Money Laundering (AML) Policies**

The Bank continues to utilise and update its Know-Your-Customer ("KYC") and Anti-Money Laundering ("AML") policies and comply with current legislation in these areas.

#### **Company Auditor and remuneration**

In accordance with the provision of the Articles of Association of the Bank, the auditors PricewaterhouseCoopers Zambia were appointed for two (2) years at the Company's 35<sup>th</sup> Annual General Meeting and the Directors were authorised to determine their remuneration for each of the ensuing years.

The Auditor remuneration for the year was K1.69 million (2019: K976,720) in respect of audit services rendered to the Bank.

Signed on behalf of the Board of Directors



---

**Dr M. Gondwe**  
Chairman



---

**K Shashidhar**  
Managing Director

# Indo Zambia Bank Limited

## Annual Report

for the year ended 31 December 2020

---

### Statement of corporate governance

#### Corporate governance

The Bank has put in place measures and processes to ensure that it is in compliance with the Corporate Governance Directives as issued by the Bank of Zambia, which were effective 1 November 2017.

#### Board of Directors

The Board of Directors has been appointed and is responsible to the Shareholders for the performance and direction of Indo Zambia Bank Limited through the establishment of strategic objectives and key policies as well as approving major business decisions in accordance with its mandate.

#### Duties and functions specified in the Companies Act No.10 of 2017, and the Banking and Financial Services Act No.7 of 2017:

- Formulation of policies for the Bank;
- Ensuring corporate governance and business performance of the bank;
- Directing the affairs and business operations of the bank;
- Ensuring that the business of the bank is carried on in compliance with all applicable laws and regulations and is conducive to safe and sound practices;
- Constituting committees of the Board as prescribed;
- Reporting to the shareholders, at an annual general meeting, on the internal controls and systems and information management systems of the bank;
- Reporting to the Bank of Zambia on any material changes in the activities, structure and condition of the Bank; and
- Reporting to the Bank of Zambia on matters that may affect the suitability of Shareholders, Directors and Senior Managers.

#### Other responsibilities and duties:

The Board has overall responsibility over the Bank, including approving and overseeing the implementation of its strategic objectives, risk strategy, governance framework and corporate values and culture. The Board is also responsible for providing oversight to Senior Management. In executing its mandate, the Board;

- Approves the overall business strategy of the Bank, taking into account the Bank's long-term financial interests and its ability to manage risk effectively.
- Establishes and oversees the implementation and embedment of the Bank's:
  - Overall business objectives and strategy;
  - Corporate culture and values;
  - Risk culture;
  - Risk management function and an appropriate risk governance framework. The Board has developed, along with Senior Management and the Chief Risk Officer, the Bank's risk appetite, taking into consideration the competitive and regulatory landscape, long-term interests, exposure to risk and the ability to manage risk effectively; and
  - Corporate governance framework, principles and corporate values, including a code of conduct or comparable document and compensation system.

# Indo Zambia Bank Limited

## Annual Report

for the year ended 31 December 2020

### Statement of Corporate Governance (continued)

#### Other responsibilities and duties (continued)

- Approves and oversees the implementation of the Bank's capital adequacy assessment process, capital and liquidity plans, compliance policies and obligations and the internal control system
- Ensures that Shareholders have the opportunity to participate effectively and vote at general meetings. Additionally, the Board ensures that Shareholders are informed of the rules, including voting procedures that govern general meetings.
- Is accountable to Shareholders and responsible for the efficient and effective governance of the Bank.
- Facilitates questioning of external auditors on their opinion at annual general meetings or extraordinary meetings when deemed necessary by the Shareholders.
- Has established an effective process for the selection and appointment of key Senior Management officers that are qualified, professional and competent to administer the affairs of the Bank, approves the succession planning policy and monitor senior management performance on an on-going basis.
- Has ensured that the Bank operates prudently and complies with relevant laws, supervisory directives, codes of business practice and its own policies and directives.
- Has ensured that Management has established an effective compliance function that monitors adherence to laws, regulations and policies to which the institution is subject and ensured that any deviations are reported and corrected.
- Has ensured that Senior Management implements policy to identify, prevent or manage and disclose, as appropriate, any conflicts of interest that may arise.
- Has established a disclosure policy that enhances transparency.
- Oversees the design and operation of the Bank's compensation system and monitor and review the system to ensure that it is aligned with the bank's desired risk appetite and risk culture.
- Has ensured that transactions with related parties (including internal Bank transactions) are reviewed to assess risk and are subject to appropriate restrictions (e.g. by requiring that such transactions are conducted at arm's length terms).

#### Board Committees

The Board has established the following Committees:

- i. Audit Committee;
- ii. Risk Management Committee;
- iii. Loans Review Committee; and
- iv. Nominations, Remunerations & Governance Committee.

The committee-wise responsibilities are as follows:

#### Board Audit Committee

- Provide oversight over the Bank's financial reporting process;
- Provide oversight of the institutions internal and external auditors, approving their appointment, compensation and dismissal;
- Review and approve audit scope and frequency;
- Receive audit reports and ensuring that Senior Management is taking appropriate corrective actions in a timely manner to address control weaknesses, non-compliance with laws and regulations and other problems identified by auditors;
- Satisfy itself that accounting principles, policies and practices are adequate to ensure resources are safeguard; laws are followed; reliable data is disclosed; and internal control systems are adequate;
- The appointment or dismissal of external auditors is only be made by a decision of the independent, non-executive audit Committee members;

### **Statement of Corporate Governance (continued)**

#### **Board Risk Management Committee**

- Ensure that the internal audit adopts a risk-based approach in the development of its audit programs and the annual work plan.
- Provide oversight on Senior Management in the management of credit risk, market risk, liquidity risk, operational risk, legal risk, compliance risk reputational risk, strategic risk and other risk that the institution is exposed to.
- Approve the internal audit annual work plan, which shall include for each assignment, the scope, objectives, timing and resources needed to carry out the assignment.
- Advising the Board on the institutions overall current and future risk tolerance/appetite and strategy and for overseeing Senior Management's implementation of that strategy. This include strategies for capital and liquidity management as well as credit, market, operational, compliance, reputational and other risks of the bank.
- In order to enhance effectiveness of the Committee, it receives formal and informal communication from the risk management function and the Chief Risk Officer and where appropriate receives external expert advice, particularly in relation to proposed strategic transactions such as mergers and acquisitions.
- Ensuring the Bank's risk governance framework includes policies, supported by appropriate control procedures and processes, designed to ensure that its risk identification, aggregation, mitigation and monitoring capabilities are commensurate with its size, complexity and risk profile.
- Ensuring the risk identification processes encompass all material risks that the bank is exposed to, both on- and off-balance sheet.
- Ensuring the risk identification and measurement include both quantitative and qualitative elements including bank-wide views of risk relative to the Bank external operating environment.
- Ensuring the Bank's internal controls are designed to assure that each key risk has a policy, process or other measure and that these are being applied and working as intended.
- Ensuring the Bank has accurate internal and external data to identify and assess risk, make strategic business decisions and determine capital and liquidity adequacy.
- Ensuring the internal controls place reasonable checks on managerial and employee discretion in order to avoid actions beyond the authority of the individual.

#### **Loans Review Committee**

- Review and approve lending strategies and policies including appropriate loan limits;
- Approve asset quality standards with respect to all lending areas and monitor concentration of credit by product, industry and geographic areas;
- Approve appropriate general underwriting guidelines with respect to all lending areas and ensure institutional adherence to such guidelines;
- Review institution's lending activities and ensure compliance with approved internal policies and all applicable laws;
- Review and if appropriate, approve all loans recommended by the management credit committee and where appropriate approve exceptions to defined policies;
- Review compliance exceptions matters arising from supervisory, internal audit and external audit findings that pertain to the bank's credit portfolio and monitors how they are being addressed;
- Review the Bank's credit quality including but not limited to trends in loan quality, classification of loans, charge-offs and delinquencies.

### **Statement of Corporate Governance (continued)**

#### **Nominations, Remuneration & Governance Committee**

- Identify and assist with the recruitment of competent and qualified candidates for Board membership, Chairpersons of the Board, and of the Board's Committees and of Committee members and members of Senior Management;
- Establish a formal selection criterion for prospective Directors and participate in the evaluation of Board and Senior Management effectiveness;
- Assess the effectiveness of the Board and direct the process of renewing and replacing Board members;
- Recommend to the Board to accept or decline any tendered resignation of a Director;
- Ensure a review at least annually of incumbent Directors' performance and attendance at Board and Committee meetings;
- Ensure that the Board members receive thorough orientation on Board governance and key strategic issues facing the institution;
- Review and reassess the adequacy of the institution's corporate governance principles and practices for the Board of Directors at least annually and recommend proposed changes to the Board;
- Provide oversight of remuneration and compensation of Directors, Senior Management and other key personnel;
- Provide oversight of the remuneration system's design and operation and ensure that it is consistent with the institution's culture, long-term objectives, business and risk strategy, performance and control environment; and
- Make recommendations to the Board regarding the use of incentive compensation plans and equity bases remuneration plans.

#### **Board of Directors evaluation**

The Board undertakes an annual self-evaluation in accordance with the Bank of Zambia Banking and Financial Services Corporate Governance Directives. This process helps to identify areas of governance that need to be improved. The Board is determined to gravitate towards external evaluation to enhance feedback from this process.

#### **Risk management and control**

In its normal operations, the Bank is exposed to a number of risks, the most significant of which are credit, market, operational and liquidity risks. These are described and explained in greater detail in notes 6 and 30.

The Directors have approved policies to mitigate the above risks by introducing controls that are designed to safeguard the Bank's assets while allowing sufficient freedom for the normal conduct of business. The Audit Committee, Loan Review Committee and Risk Management Committee carry out independent reviews to ensure compliance with financial and operational controls.

The Board is satisfied with adequacy of accounting records and effectiveness of the system of governance and risk management.



# Indo Zambia Bank Limited

## Annual Report

for the year ended 31 December 2020

---

### **Statement of Corporate Governance (continued)**

#### **Code of ethics**

The Bank has developed a Code of Ethics that stipulates the specific guidelines, ethical values or standards guiding the Bank in the interaction with its internal and external stakeholders. The Bank is in compliance with the Code of ethics and there are no instances of unethical behaviour during the period under review.

#### **Stakeholder's interest**

The Bank has served the interests of the Shareholders by ensuring the following:

- Compliance with all the regulatory requirements of Bank of Zambia, Zambia Revenue Authority, Companies Act and other requirements.
- Performance beyond budget projections.
- Good corporate governance.
- Timely reporting to the shareholders on quarterly financials and other returns.
- Reporting to the Board on instances of fraud and action taken.

The financial statements have been prepared in accordance with International Financial Reporting Standards as issued by the International Accounting Standards Board and the requirements of the Companies Act and the Banking and Financial Services Act of Zambia.

# Indo Zambia Bank Limited

## Statement of Directors' responsibilities on the financial statements

*For the year ended 31 December 2020*

---

The Zambian Companies Act of 2017 requires the Directors to prepare financial statements for each financial year that give a true and fair view of the state of affairs of the Company as at the end of the financial year and of its financial performance. It also requires the Directors to ensure that the Company keeps proper accounting records that disclose, with reasonable accuracy, the financial position of the Company. They are also responsible for safeguarding the assets of the Company. The Directors are further required to ensure the Company adhere to the corporate governance principles or practices contained in Part VII's Sections 82 to 122 of the Zambia Companies Act of 2017.

The Directors accept responsibility for the annual financial statements, which have been prepared using appropriate accounting policies supported by reasonable estimates, in conformity with International Financial Reporting Standards and the requirements of the Zambia Companies Act.

The Directors further accept responsibility for the maintenance of accounting records that may be relied upon in the preparation of financial statements, and for such internal controls as the directors determine necessary to enable the preparation of financial statements that are free from material misstatement whether due to fraud or error.

The Directors are of the opinion that the financial statements set out on pages 33 to 128 give a true and fair view of the state of the financial affairs of the Company and of its financial performance in accordance with International Financial Reporting Standards and the Zambia Companies Act of 2017. The Directors further report that they have implemented and further adhered to the corporate governance principles or practices contained in Part VII's Sections 82 to 122 of the Zambia Companies Act of 2017.

Nothing has come to the attention of the Directors to indicate that the Company will not remain a going concern for at least twelve months from the date of this statement.

Signed on behalf of the Board of Directors



**Dr M. Gondwe**  
**Chairman**



**K. Shashidhar**  
**Managing Director**

Date: 22 February 2021



## Independent auditor's report

To the Shareholders of Indo Zambia Bank Limited

### Report on the audit of the annual financial statements

---

#### Our opinion

In our opinion, the annual financial statements give a true and fair view of the financial position of Indo Zambia Bank Limited (the "Bank") as at 31 December 2020, and of its financial performance and its cash flows for the year then ended in accordance with International Financial Reporting Standards (IFRS) as issued by the International Accounting Standards Board (IASB) and the requirements of the Companies Act, 2017 of Zambia and the Banking and Financial Services Act.

#### What we have audited

Indo Zambia Bank Limited's annual financial statements are set out on pages 33 to 128 and comprise:

- the statement of financial position as at 31 December 2020;
- the statement of profit or loss and other comprehensive income for the year then ended;
- the statement of changes in equity for the year then ended;
- the statement of cash flows for the year then ended; and
- the notes to the annual financial statements, which include a summary of significant accounting policies and other explanatory information.

#### Basis for opinion

We conducted our audit in accordance with International Standards on Auditing (ISAs). Our responsibilities under those standards are further described in the *Auditor's responsibilities for the audit of the annual financial statements* section of our report.

We believe that the audit evidence we have obtained is sufficient and appropriate to provide a basis for our opinion.

#### Independence

We are independent of Bank in accordance with the International Code of Ethics for Professional Accountants (including International Independence Standards) issued by the International Ethics Standards Board for Accountants (IESBA Code). We have fulfilled our other ethical responsibilities in accordance with the IESBA Code.

---

PricewaterhouseCoopers, PwC Place, Stand No 2374, Thabo Mbeki Road, P.O. Box 30942, Lusaka, Zambia  
T: +260 (211) 334 000 , F: +260(211) 256474, [www.pwc.com/zm](http://www.pwc.com/zm)

A list of Partners is available from the address above

## Report on the audit of the annual financial statements (continued)

### Key audit matters

Key audit matters are those matters that, in our professional judgment, were of most significance in our audit of the annual financial statements of the current period. These matters were addressed in the context of our audit of the annual financial statements as a whole, and in forming our opinion thereon, and we do not provide a separate opinion on these matters.

| Key audit matter   | How our audit addressed the key audit matter  |
|--|---|
| <p><b>Impairment financial assets measured at amortised cost</b></p> <p>As at 31 December 2020, the Bank's portfolio of financial assets measured at amortised cost included loans and advances and investment securities.</p> <p>The Bank's management has applied an expected credit loss ("ECL") model to determine the allowance for impairment of financial assets. In coming up with the expected credit loss provision, the bank relies on specialist actuarial models which makes this an area of focus.</p> <p>The ECL model involves the use of various assumptions which include the Probability of Default (PD), Loss Given Default (LGD) and Exposure at Default (EAD) as well as forecast macroeconomic information. Significant judgments were made in determining the PDs, LGDs and forward-looking information taking into account the Covid 19 pandemic and its impact on the bank's credit risk.</p> <p>Additional information on impairment of financial assets measured at amortised cost is presented in Note 6: Financial risk review and Note 30: Financial risk management.</p> | <p>We carried out the following procedures:</p> <ul style="list-style-type: none"> <li>● Tested the controls around the credit process including origination, credit appraisal, disbursement process, and delinquent loans.</li> <li>● Obtained an understanding of the Bank's methodology in arriving at the PDs, EAD and LGDs used in the ECL calculation and assessed this against the requirements of IFRS 9.</li> <li>● Tested the impact of Covid 19 on the inputs and assumptions used in the ECL calculation.</li> <li>● Tested the impairment of financial assets carried at amortised including the basis for their judgments and reasonableness of key inputs and assumptions.</li> <li>● For loans and advances, tested a sample of accounts to understand their performance and appropriateness of staging in line with IFRS 9 by recalculating the number the days past due.</li> <li>● Tested the impact of Covid 19 pandemic on the Banks restructured facilities including re-calculation of the resulting modification/extinguishment gains/(losses).</li> <li>● For investment securities, agreed assumptions relating to PDs and LGDs to information from reputable, independent third parties.</li> <li>● With the support of our specialists, we obtained an understanding and tested the formulae driving the models calculations and re-performed the calculation of the PDs, LGD and EAD which involves a detailed data check, full recalculation of the model assumptions and an independent re-run of the models.</li> <li>● Tested forward looking information and evaluated it against external sources of information.</li> </ul> |

## Report on the audit of the annual financial statements (continued)

---

### Other information

The Directors are responsible for the other information. The other information comprises the Bank's Annual Report but does not include the annual financial statements and our auditor's report thereon.

Our opinion on the annual financial statements does not cover the other information and we do not express any form of assurance conclusion thereon.

In connection with our audit of the annual financial statements, our responsibility is to read the other information identified above and, in doing so, consider whether the other information is materially inconsistent with the annual financial statements or our knowledge obtained in the audit, or otherwise appears to be materially misstated.

If, based on the work we have performed, we conclude that there is a material misstatement of this other information, we are required to report that fact. We have nothing to report in this regard.

---

### Responsibilities of the Directors for the annual financial statements

The Directors are responsible for the preparation of annual financial statements that give a true and fair view in accordance with IFRS as issued by the IASB and the requirements of the Companies Act, 2017 of Zambia and the Banking and Financial Services Act, 2017 of Zambia, and for such internal control as the Directors determine is necessary to enable the preparation of annual financial statements that are free from material misstatement, whether due to fraud or error.

In preparing the annual financial statements, the Directors are responsible for assessing the Bank's ability to continue as a going concern, disclosing, as applicable, matters related to going concern and using the going concern basis of accounting unless the Directors either intend to liquidate the Bank or to cease operations, or have no realistic alternative but to do so.

The Directors are responsible for overseeing the Bank's financial reporting process.

---

### Auditor's responsibilities for the audit of the annual financial statements

Our objectives are to obtain reasonable assurance about whether the annual financial statements as a whole are free from material misstatement, whether due to fraud or error, and to issue an auditor's report that includes our opinion. Reasonable assurance is a high level of assurance, but is not a guarantee that an audit conducted in accordance with ISAs will always detect a material misstatement when it exists. Misstatements can arise from fraud or error and are considered material if, individually or in the aggregate, they could reasonably be expected to influence the economic decisions of users taken on the basis of these annual financial statements.

## Report on the audit of the annual financial statements (continued)

### Auditor's responsibilities for the audit of the annual financial statements (continued)

As part of an audit in accordance with ISAs, we exercise professional judgement and maintain professional scepticism throughout the audit. We also:

- Identify and assess the risks of material misstatement of the annual financial statements, whether due to fraud or error, design and perform audit procedures responsive to those risks, and obtain audit evidence that is sufficient and appropriate to provide a basis for our opinion. The risk of not detecting a material misstatement resulting from fraud is higher than for one resulting from error, as fraud may involve collusion, forgery, intentional omissions, misrepresentations, or the override of internal control.
- Obtain an understanding of internal control relevant to the audit in order to design audit procedures that are appropriate in the circumstances, but not for the purpose of expressing an opinion on the effectiveness of the Bank's internal control.
- Evaluate the appropriateness of accounting policies used and the reasonableness of accounting estimates and related disclosures made by the Directors.
- Conclude on the appropriateness of the Directors' use of the going concern basis of accounting and, based on the audit evidence obtained, whether a material uncertainty exists related to events or conditions that may cast significant doubt on the Bank's ability to continue as a going concern. If we conclude that a material uncertainty exists, we are required to draw attention in our auditor's report to the related disclosures in the annual financial statements or, if such disclosures are inadequate, to modify our opinion. Our conclusions are based on the audit evidence obtained up to the date of our auditor's report. However, future events or conditions may cause the Bank to cease to continue as a going concern.
- Evaluate the overall presentation, structure and content of the annual financial statements, including the disclosures, and whether the annual financial statements represent the underlying transactions and events in a manner that achieves fair presentation.

We communicate with the Directors regarding, among other matters, the planned scope and timing of the audit and significant audit findings, including any significant deficiencies in internal control that we identify during our audit.

From the matters communicated with the Audit Committee, we determine those matters that were of most significance in the audit of the annual financial statements of the current period and are therefore the key audit matters. We describe these matters in our auditor's report unless law or regulation precludes public disclosure about the matter or when, in extremely rare circumstances, we determine that a matter should not be communicated in our report because the adverse consequences of doing so would reasonably be expected to outweigh the public interest benefits of such communication.

## Report on other legal and regulatory requirements

---

### The Companies Act, 2017 of Zambia

The Companies Act, 2017 of Zambia requires that in carrying out our audit of Indo Zambia Bank Limited, we report on whether:

- i. as required by section 259 (3)(a), there is a relationship, interest or debt which, ourselves, as the Bank Auditor, have in the Bank;
- ii. as required by section 259 (3)(b), there are serious breaches by the Bank's Directors, of corporate governance principles or practices contained in Sections 82 to 122 of Part VII of the Companies Act, 2017 of Zambia; and
- iii. in accordance with section 250 (2), as regards loans made to a Bank Officer (a director, company secretary or executive officer of the company), the Bank does not state the:
  - particulars of any relevant loan made during the financial year to which the accounts apply, including any loan which was repaid during that year; or
  - amount of any relevant loan, whenever made, which remained outstanding at the end of the financial year.

In respect of the foregoing requirements, we have no matters to report.

## The Banking and Financial Services Act, 2017 of Zambia

The Banking and Financial Services Act, 2017 of Zambia also requires that our audit report should state whether, among other matters, Indo Zambia Bank Limited has complied with the provisions of the Act. In accordance with the requirements of the Banking and Financial Services Act, 2017 of Zambia, we are required to report to you whether:

- we have obtained all the information and explanations which to the best of our knowledge and belief were necessary for the purposes of our audit;
- there are transactions or conditions affecting the ability of the Bank to continue as a going concern which have come to our attention and that in our opinion are not satisfactory and require rectification; and
- any transaction undertaken by the Bank which was not within the powers of the Bank or which was contrary to this Act or other relevant law came to our attention;
- the Bank had non-performing or restructured loans outstanding, whose individual values exceeded 5% of the Bank's regulatory capital.

In respect of the foregoing requirements, we have no matters to report.

**PricewaterhouseCoopers**  
**Chartered Accountants**  
Lusaka

Date: 26 February 2021

**Andrew Chibuye**  
**Practicing Certificate Number: AUD/F002378**  
**Partner signing on behalf of the firm**



# Indo Zambia Bank Limited

## Statement of financial position

as at 31 December 2020


In Zambian Kwacha

|  | Notes | 2020                  | 2019          |
|--|-------|-----------------------|---------------|
| <b>Assets</b>  |       |                       |               |
| Cash and balances with other banks                                 | 17    | <b>1,275,404,148</b>  | 753,279,822   |
| Balances at Central Bank   | 16    | <b>1,575,305,677</b>  | 533,315,040   |
| Investment securities  | 18    | <b>3,877,875,163</b>  | 2,030,030,024 |
| Loans and advances to customers                                    | 19    | <b>2,696,609,165</b>  | 2,166,074,860 |
| Derivative financial asset   | 36    | <b>26,699,109</b>     | -             |
| Other assets   | 20    | <b>230,653,316</b>    | 88,615,203    |
| Property and equipment   | 21a   | <b>223,823,104</b>    | 153,239,693   |
| Right of Use Assets  | 21b   | <b>42,015,479</b>     | 50,499,941    |
| Deferred tax asset   | 14d   | <b>67,753,286</b>     | 21,215,294    |
| <b>Total assets</b>  |       | <b>10,016,138,447</b> | 5,796,269,877 |
| <b>Liabilities</b>   |       |                       |               |
| Deposits from customers  | 22    | <b>6,570,772,409</b>  | 4,506,578,010 |
| Borrowings   | 35    | <b>1,883,501,240</b>  | -             |
| Lease Liabilities  | 21b   | <b>59,989,451</b>     | 54,116,927    |
| Other liabilities  | 23    | <b>310,473,040</b>    | 213,824,491   |
| Current tax liabilities  | 14c   | <b>46,837,669</b>     | 30,003,161    |
| <b>Total liabilities</b>   |       | <b>8,871,573,809</b>  | 4,804,522,589 |
| <b>Equity</b>  |       |                       |               |
| Share capital  | 25    | <b>416,000,000</b>    | 416,000,000   |
| Statutory reserve  |       | <b>15,000,000</b>     | 15,000,000    |
| Fidelity reserve   |       | <b>126,369</b>        | 126,369       |
| Credit risk reserve  |       | -                     | 50,209,880    |
| Revaluation reserve  |       | <b>32,616,555</b>     | 18,679,600    |
| Retained earnings  |       | <b>680,821,714</b>    | 491,731,439   |
| <b>Total equity attributable to the equity holders of the bank</b> |       | <b>1,144,564,638</b>  | 991,747,288   |
| <b>Total liabilities and equity</b>                                |       | <b>10,016,138,447</b> | 5,796,269,877 |

These financial statements were approved by the board of directors on 22 February 2021 and were signed on its behalf by:



**Dr M. Gondwe**  
Chairman



**Cuthbert K. Tembo**  
Company Secretary



**K Shashidhar**  
Managing Director

The notes on pages 37-128 are an integral part of these financial statements.

# Indo Zambia Bank Limited

## Statement of profit or loss and other comprehensive income for the year ended 31 December 2020

In Zambian Kwacha

|   | Note     | 2020                 | 2019          |
|---|----------|----------------------|---------------|
| Interest income   | 7        | <b>1,299,860,274</b> | 833,149,914   |
| Interest expense  | 8        | <b>(473,794,701)</b> | (296,088,839) |
| <b>Net interest income</b>  |          | <b>826,065,573</b>   | 537,061,075   |
| Fee and commission income   | 9        | <b>88,982,044</b>    | 80,496,143    |
| Net trading income  | 10       | <b>66,920,517</b>    | 42,302,704    |
| Other operating income  | 11       | <b>40,978,283</b>    | 11,249,714    |
| <b>Total operating income</b>   |          | <b>1,022,946,417</b> | 671,109,636   |
| Impairment loss on financial instruments                              | 6a (iii) | <b>(133,253,745)</b> | (17,227,961)  |
| Administrative expenses   | 12       | <b>(109,228,386)</b> | (81,186,306)  |
| Operating expenses  | 13       | <b>(446,118,344)</b> | (291,757,680) |
| Profit before income tax  |          | <b>334,345,942</b>   | 280,937,689   |
| Income tax expense  | 14a      | <b>(124,626,501)</b> | (102,525,317) |
| <b>Profit for the year</b>  |          | <b>209,719,441</b>   | 178,412,372   |
| <b>Other comprehensive income:</b>                                    |          |                      |               |
| <b>Items that will not be reclassified to profit or loss</b>          |          |                      |               |
| Revaluation surplus property and equipment                            | 21a      | <b>21,746,525</b>    | -             |
| Tax relating to items that will not be reclassified to profit or loss |          | <b>(7,611,284)</b>   | -             |
| Net other comprehensive income for the year                           |          | <b>14,135,241</b>    | -             |
| <b>Total comprehensive income for the year</b>                        |          | <b>223,854,682</b>   | 178,412,372   |

The notes on pages 37 to 128 are an integral part of these financial statements.

# Indo Zambia Bank Limited

## Statement of changes in equity

for the year ended 31 December 2020

In Zambian Kwacha

|  | Share capital      | Statutory reserves | Fidelity reserves | Revaluation reserves | General reserves  | Retained earnings  | Total                |
|--|--------------------|--------------------|-------------------|----------------------|-------------------|--------------------|----------------------|
| Balance at 1 January 2019                                    | 416,000,000        | 15,000,000         | 126,369           | 19,109,220           | 31,513,275        | 391,817,386        | 873,566,250          |
| Profit for the year  | -                  | -                  | -                 | -                    | -                 | 178,412,372        | 178,412,372          |
| <b>Other comprehensive income</b>                            |                    |                    |                   |                      |                   |                    |                      |
| Transfer of excess depreciation on revaluation               | -                  | -                  | -                 | (660,954)            | -                 | 660,954            | -                    |
| Tax on excess depreciation revaluation                       | -                  | -                  | -                 | 231,334              | -                 | (231,334)          | -                    |
| <b>Total comprehensive income for the year, net of tax</b>   | -                  | -                  | -                 | <b>(429,620)</b>     | -                 | <b>178,841,992</b> | <b>178,643,706</b>   |
| <b>Transactions with owners, recorded directly in equity</b> |                    |                    |                   |                      |                   |                    |                      |
| Dividend paid  | -                  | -                  | -                 | -                    | -                 | (60,000,000)       | (60,000,000)         |
| General reserve transfer                                     | -                  | -                  | -                 | -                    | 18,696,605        | (18,696,605)       | -                    |
| <b>Balance at 31 December 2019</b>                           | <b>416,000,000</b> | <b>15,000,000</b>  | <b>126,369</b>    | <b>18,679,600</b>    | <b>50,209,880</b> | <b>491,962,773</b> | <b>991,978,622</b>   |
| <b>Balance at 1 January 2020</b>                             | <b>416,000,000</b> | <b>15,000,000</b>  | <b>126,369</b>    | <b>18,679,600</b>    | <b>50,209,880</b> | <b>491,962,773</b> | <b>991,978,622</b>   |
| Profit for the year  | -                  | -                  | -                 | -                    | -                 | 209,719,441        | 209,719,441          |
| <b>Other comprehensive income</b>                            |                    |                    |                   |                      |                   |                    |                      |
| Revaluation surplus (Note 21)                                | -                  | -                  | -                 | 21,746,525           | -                 | -                  | 21,746,525           |
| Deferred tax on revaluation (Note 15)                        | -                  | -                  | -                 | (7,379,950)          | -                 | -                  | (7,379,950)          |
| Transfer of excess depreciation on revaluation               | -                  | -                  | -                 | (660,954)            | -                 | 660,954            | -                    |
| Tax on excess depreciation on revaluation                    | -                  | -                  | -                 | 231,334              | -                 | (231,334)          | -                    |
| <b>Total comprehensive income for the year, net of tax</b>   | -                  | -                  | -                 | <b>13,936,955</b>    | -                 | <b>210,149,061</b> | <b>224,086,016</b>   |
| <b>Transactions with owners, recorded directly in equity</b> |                    |                    |                   |                      |                   |                    |                      |
| Dividend paid  | -                  | -                  | -                 | -                    | -                 | (71,500,000)       | (71,500,000)         |
| General reserve transfer                                     | -                  | -                  | -                 | -                    | (50,209,880)      | 50,209,880         | -                    |
| <b>Balance at 31 December 2020</b>                           | <b>416,000,000</b> | <b>15,000,000</b>  | <b>126,369</b>    | <b>32,616,555</b>    | -                 | <b>680,821,714</b> | <b>1,144,564,638</b> |

Refer to note 34 for the detailed explanation for each reserve within the Statement of Changes in Equity. The notes on pages 37 to 128 are an integral part of these financial statements

# Indo Zambia Bank Limited

## Statement of cash flows

for the year ended 31 December 2020

In Zambian Kwacha

|   | Note  | 2020                   | 2019                 |
|---|-------|------------------------|----------------------|
| <b>Cash flow from operating activities</b>                  |       |                        |                      |
| Profit for the year   |       | 209,719,441            | 178,412,372          |
| Adjustment for  |       |                        |                      |
| • Profit on sale of property, plant and equipment           | 11    | (142,564)              | (252,005)            |
| • Depreciation  | 21    | 18,039,395             | 17,085,156           |
| • Amortisation of right of use asset                        | 21b   | 11,520,313             | 10,874,680           |
| • Exchange loss on remeasurement of lease liabilities       | 21b   | 13,720,808             | 1,592,441            |
| • Payment of interest on lease liabilities                  | 21b   | 5,081,486              | 5,145,388            |
| • Mark to market on derivative financial asset              | 36    | (26,699,109)           | -                    |
| • Exchange differences                                      |       | (19,008,048)           | (4,011,157)          |
| • Tax expense   | 14(a) | 124,626,501            | 102,525,317          |
|   |       | 336,858,223            | 311,372,192          |
| Changes in working capital:                                 |       |                        |                      |
| • Loans and advances to customers                           |       | (530,534,305)          | (456,062,688)        |
| • Other assets  |       | (142,038,113)          | 10,759,144           |
| • Customer deposits   |       | 2,064,194,399          | 1,201,100,914        |
| • Other liabilities   |       | 96,648,549             | (10,089,004)         |
|   |       | 1,488,270,530          | 745,708,366          |
| Tax paid  | 14(c) | (161,478,601)          | (127,656,466)        |
| <b>Net cash generated from operating activities</b>         |       | <b>1,663,650,15</b>    | <b>929,424,092</b>   |
| <b>Cash flows from investing activities</b>                 |       |                        |                      |
| Acquisition of property and equipment                       | 21    | (66,885,434)           | (50,646,304)         |
| Acquisition of Right of use assets                          |       | (670,604)              |                      |
| Acquisition of investment securities                        |       | (1,847,845,139)        | (331,106,531)        |
| Proceeds from disposal of property and equipment            |       | 151,717                | 443,475              |
| <b>Net cash utilised in investing activities</b>            |       | <b>(1,915,249,460)</b> | <b>(381,309,360)</b> |
| <b>Cash flows from financing activities</b>                 |       |                        |                      |
| Proceeds from borrowings                                    |       | 1,883,501,240          | -                    |
| Payment of interest on lease liabilities                    | 21(b) | (5,081,486)            | (7,257,694)          |
| Repayment of principal on lease liabilities                 | 21(b) | (10,213,531)           | (5,145,388)          |
| Dividends paid  |       | (71,500,000)           | (60,000,000)         |
| Net cash flows utilised in financing activities             |       | 1,796,706,223          | (72,403,082)         |
| <b>Net increase/(decrease) in cash and cash equivalents</b> |       | <b>1,545,106,915</b>   | <b>475,711,650</b>   |
| Cash and cash equivalents at 1 January                      |       | 1,286,594,862          | 806,872,055          |
| Effect of exchange rate fluctuations on cash held           |       | 19,008,048             | 4,011,157            |
| <b>Cash and cash equivalents at 31 December</b>             | 17    | <b>2,850,709,825</b>   | <b>1,286,594,862</b> |
| Represented by:   |       |                        |                      |
| Cash and cash equivalents                                   |       | 2,252,291,030          | 902,538,479          |
| Statutory reserves  |       | 598,418,795            | 384,056,383          |
|   |       | 2,850,709,825          | 1,286,594,862        |

The notes on pages 37 to 128 are an integral part of these financial statements.

# Indo Zambia Bank Limited

## Notes to the financial statements

for the year ended 31 December 2020

---

### 1 Reporting entity

Indo Zambia Bank Limited (“the Bank”) is a limited liability company incorporated under the Companies Act of Zambia and is domiciled in the Republic of Zambia. Furthermore, the Bank is licensed under the Banking and Financial Services Act of Zambia to provide commercial banking services. The Bank commenced operations on 19 October 1984. The Bank’s activities are the provision of retail and corporate banking services and investment of surplus funds in various financial instruments.

The registered office of the Bank is:

Plot 6907  
Cairo Road  
Lusaka.

### 2 Basis of preparation

These financial statements have been prepared in accordance with International Financial Reporting Standards (IFRS) as issued by the International Accounting Standards Board (IASB) and the requirements of the Zambia Companies Act of 2017 and the Banking and Financial Services Act of Zambia.

The financial statements comply with IFRS as issued by the International Accounting Standards Board (IASB). They were approved by the Bank’s Board of Directors. The board of directors have the power to amend the financial statements after issue.

The Bank’s financial statements have been prepared on the historical cost basis except for certain properties and financial instruments that are measured at revalued amounts or fair values at the end of each reporting period, as explained in the accounting policies below:

- Historical cost is generally based on the fair value of the consideration given in exchange for goods and services at the time of the transactions.
- Fair value is the price that would be received to sell an asset or paid to transfer a liability in an orderly transaction between market participants at the measurement date, regardless of whether that price is directly observable or estimated using another valuation technique. In estimating the fair value of an asset or a liability, the Bank takes into account the characteristics of the asset or liability if market participants would take those characteristics into account when pricing the asset or liability at the measurement date. Fair value for measurement and/or disclosure purposes in these financial statements is determined on such a basis, except for leasing transactions that are within the scope of IFRS 16.

The Bank presents its statement of financial position in order of liquidity.

Financial assets and financial liabilities are generally reported gross in the statement of financial position. They are only offset and reported net when, in addition to having an unconditional legally enforceable right to offset the recognised amounts without being contingent on a future event, the parties also intend to settle on a net basis in all of the following circumstances.

# Indo Zambia Bank Limited

## Notes to the financial statements

for the year ended 31 December 2020

---

### 2 Basis of preparation (continued)

- The normal course of business
- The event of default
- The event of insolvency or Bankruptcy of the Bank and/or its counterparties

Positions recognised on a net basis primarily include balances with exchanges, clearing houses and brokers. Derivative assets and liabilities with master netting arrangements are only presented net when they satisfy the eligibility of netting for all of the above criteria and not just in the event of default.

The accounting policies applied in the preparation of financial statements are disclosed in Note 32.

### Going concern

The Bank's Directors has made an assessment of the Bank's ability to continue as a going concern and are satisfied that it has the resources to continue in business for the foreseeable future.

Furthermore, Directors are not aware of any material uncertainties that may cast significant doubt on the Bank's ability to continue as a going concern. Therefore, the consolidated financial statements continue to be prepared on the going concern basis.

### 3 Functional and presentation currency

These financial statements are presented in Zambian Kwacha ("Kwacha"), which is the Bank's functional currency. All amounts have been rounded to the nearest Kwacha, except when otherwise indicated.

### 4 Use of judgements and estimates

In preparing these financial statements, management has made judgements, estimates and assumptions that affect the application of the Bank's accounting policies and the reported amounts of assets, liabilities, income and expenses. Actual results may differ from these estimates.

Estimates and underlying assumptions are reviewed on an ongoing basis. Revisions to estimates are recognised prospectively.

#### (a) Judgements

The preparation of the Bank's financial statements requires management to make judgements, estimates and assumptions that affect the reported amount of revenues, expenses, assets and liabilities, and the accompanying disclosures, as well as the disclosure of contingent liabilities. Uncertainty about these assumptions and estimates could result in outcomes that require a material adjustment to the carrying amount of assets or liabilities affected in future periods.

In the process of applying the Bank's accounting policies, management has made the following judgements and assumptions concerning the future and other key sources of estimation uncertainty at the reporting date, that have a significant risk of causing a material adjustment to the carrying amounts of assets and liabilities within the next financial year.

# Indo Zambia Bank Limited

## Notes to the financial statements

for the year ended 31 December 2020

### 4 Use of Judgements and Estimates (continued)

Existing circumstances and assumptions about future developments may change due to circumstances beyond the Bank's control and are reflected in the assumptions if and when they occur. Items with the most significant effect on the amounts recognised in the financial statements with substantial management judgement and/or estimates are collated below with respect to judgements estimates involved.

#### *(a) Measurement of the expected credit loss allowance*

The measurement of the expected credit loss allowance for financial assets measured at amortised cost is an area that requires the use of complex models and significant assumptions about future economic conditions and credit behavior (e.g. the likelihood of customers defaulting and the resulting losses). Explanation of the inputs, assumptions and estimation techniques used in measuring ECL is further detailed in note 6, which also sets out key sensitivities of the ECL to changes in these elements. A number of significant judgements are also required in applying the accounting requirements for measuring ECL, such as:

#### *ECL Measurement period*

The ECL measurement period at a minimum, is equal to the 12-month ECL of the financial asset. A loss allowance for full lifetime ECL is required for a financial asset if the credit risk of that financial instrument has increased significantly since initial recognition, including where a default has occurred.

#### *Significant increase in credit risk (SICR) and low credit risk*

In accordance with IFRS 9, all exposures are assessed to determine whether there has been SICR at the reporting date, in which case an impairment provision equivalent to the lifetime expected loss is recognised. The Bank ordinarily considers a facility to have SICR when the facility has been outstanding for 30 days or more, however, qualitative criteria set out in note 6 are also considered.

#### *Forward-looking expectations*

Forward looking economic expectations are included in the ECL by adjusting the probability of default (PD) and LGD. Adjustments are made based on the Bank's macro-economic outlook, using models that correlate these parameters with macro-economic variables. The process of including forward-looking variables is as listed below:

- The Bank's credit team determines the macroeconomic with an impact on the performance of the loan book over a period of time of at least 7 years;
- Macroeconomic outlooks take into account various variables such as gross domestic product, central Bank policy interest rates, inflation and exchange rates;
- Probabilities are assigned to each of the best, optimistic and downturn based on primary macroeconomic drivers and are reviewed annually;
- The forward-looking economic expectations are updated on an annual basis or more regularly when deemed appropriate.

# Indo Zambia Bank Limited

## Notes to the financial statements

for the year ended 31 December 2020

---

### 4 Use of Judgements and Estimates (continued)

#### Default

The Bank's definition of default has been aligned to its internal credit risk management definitions and approaches. Whilst the specific determination of default varies according to the nature of the product, as occurring at the earlier of:

- where, in the Bank's view, the counterparty is considered to be unlikely to pay amounts due on the due date or shortly thereafter without recourse to actions such as the realisation of security; or
- when the counterparty is past due for more than 90 days (or, in the case of overdraft facilities in excess of the current limit).
- The Bank has not rebutted IFRS 9 90 days past due rebuttable presumption.

#### Loss Given Default

Increased lifetime period over which subsequent cures and re-defaults are considered result in higher credit impairments for credit impaired financial assets. The impact of the lifetime loss given default (LGD) workout, being an increase in the lifetime period over which subsequent cures and re-defaults are considered.

Please refer to note 6 for more details on how the SICR is determined, the definition of Default, LGD and EAD.

#### (b) Revaluation of property

The Bank reviews the fair value of its property at every period end. An independent valuation of the Bank's properties to determine fair value is carried out by independent valuers. Revaluations are performed with sufficient regularity to ensure that the carrying amount does not differ materially from that which would be determined using fair value at the reporting date. Several significant judgments are used in revaluation of properties such as:

- The use of estimated selling prices of similar properties in the same area;
- The estimate of the rental value of the property in determining the market value using the revenue method;
- The use of discount rates to estimate the forced-sale value which indicates the price that would reasonably be expected to be recovered in an event of disposal of the property to an unwilling buyer.

Significant accounting judgments estimates and assumptions in determining fair value of property remain consistent with prior years. Details of the revaluation is in note 32.

#### (c) Fair value of financial derivatives

The Bank estimates the fair value of financial instruments that are not traded in an active market is determined using valuation techniques. The Bank uses its judgment to select a variety of methods and make assumptions that are mainly based on market conditions existing at the end of each reporting period. For details of the key assumptions used and the impact of changes to these assumptions see note 36 of the financial statements.

To provide an indication about the reliability of the inputs used in determining fair value, the bank has classified its financial instruments into the three levels prescribed under the accounting standards. An explanation of each level is described in note 15.



Indo Zambia Bank Limited  
Notes to the financial statements(*continued*)  
*for the year ended 31 December 2020*

**5 Changes in accounting policies**

**(i) New and amended standards adopted by the Bank**

The Bank has applied the following standards and amendments for the first time for their annual reporting period commencing 1 January 2020 as below:

| Number   | Effective date  | Executive summary  |
|--|---|--|
| Amendment to IAS 1, 'Presentation of financial statements' and IAS 8, 'Accounting policies, changes in accounting estimates and errors' on the definition of material.                                 | Annual periods beginning on or after 1 January 2020<br><br>(Published October 2018)                                 | <p>These amendments to IAS 1 and IAS 8 and consequential amendments to other IFRSs:</p> <ul style="list-style-type: none"> <li>• use a consistent definition of materiality through IFRSs and the Conceptual Framework for Financial Reporting;</li> <li>• clarify the explanation of the definition of material; and</li> <li>• incorporate some of the guidance in IAS 1 about immaterial information.</li> </ul> <p>The amended definition is:</p> <p><i>"Information is material if omitting, misstating or obscuring it could reasonably be expected to influence decisions that the primary users of general-purpose financial statements make on the basis of those financial statements, which provide financial information about a specific reporting entity."</i></p> <p>The changes in the standard had no impact on the Bank.</p> |
| Amendments to IFRS 9, 'Financial Instruments', IAS 39, 'Financial Instruments: Recognition and Measurement' and IFRS 7, 'Financial Instruments: Disclosure' – Interest rate benchmark reform (Phase 1) | Annual periods beginning on or after 1 January 2020 (early adoption is permitted)<br><br>(Published September 2019) | <p>These amendments provide certain reliefs in connection with interest rate benchmark reform (IBOR). The reliefs relate to hedge accounting and have the effect that IBOR should not generally cause hedge accounting to terminate. However, any hedge ineffectiveness should continue to be recorded in the income statement.</p> <p>The changes in the standard had no impact on the Bank.</p>  |

# Indo Zambia Bank Limited

## Notes to the financial statements(*continued*)

for the year ended 31 December 2020

### 5 Changes in accounting policies(*continued*)

#### (ii). New standards and interpretations not yet adopted

Certain new accounting standards and interpretations have been published that are not mandatory for 31 December 2020 reporting periods and have not been early adopted by the Bank. These standards are not expected to have a material impact on the entity in the current or future reporting periods and on foreseeable future transactions.

|   |   |  |
|---|---|--|
| IFRS 16, 'Leases' COVID-19-Related Rent Concessions Amendment   | Annual periods beginning on or after 1 June 2020 (early adoption is permitted)<br><br>(Published June 2020) | The IASB has provided lessees (but not lessors) with relief in the form of an optional exemption from assessing whether a rent concession related to COVID-19 is a lease modification, provided that the concession meets certain conditions. Lessees can elect to account for qualifying rent concessions in the same way as they would if they were not lease modifications. In many cases, this will result in accounting for the concession as a variable lease payment. |
| Amendments to IFRS 9 'Financial Instruments', IAS 39 'Financial Instruments: Recognition and Measurement', IFRS 7 'Financial Instruments: Disclosures', IFRS 4 'Insurance Contracts' and IFRS 16 'Leases' – interest rate benchmark (IBOR) reform (Phase 2) | Annual periods beginning on or after 1 January 2021<br><br>(Published August 2020)                          | The Phase 2 amendments address issues that arise from the implementation of the reform of an interest rate benchmark, including the replacement of one benchmark with an alternative one.  |
| Amendment to IAS 1 'Presentation of Financial Statements' on Classification of Liabilities as Current or Non-current  | Annual periods beginning on or after 1 January 2022<br><br>(Published January 2020)                         | The amendment clarifies that liabilities are classified as either current or non-current, depending on the rights that exist at the end of the reporting period. Classification is unaffected by expectations of the entity or events after the reporting date (for example, the receipt of a waiver or a breach of covenant).   |

# Indo Zambia Bank Limited

## Notes to the financial statements(*continued*)

for the year ended 31 December 2020

### 6 Financial risk management

This note presents information about the Bank's exposure to financial risks and the Bank's management of capital.

For information on the Bank's financial risk management framework, see Note 30.

#### a) Credit risk

For the definition of credit risk and information on how credit risk is mitigated by the Bank, see Note 30(b).

#### i) Credit quality analysis

The following table sets out information about the credit quality of financial assets measured at amortised cost based on the internal risk category as well as per IFRS 9 staging categories.

Unless specifically indicated, for financial assets, the amounts in the table represent gross carrying amounts. For loan commitments and financial guarantee contracts, the amounts in the table represent the amounts committed or guaranteed, respectively. Explanation of the terms 'Stage 1', 'Stage 2' and 'Stage 3' is included in Note 32.

#### (a) Loans and advances to customers at amortised cost

|   |      | 2020                 |                      |                     |                      |
|---|------|----------------------|----------------------|---------------------|----------------------|
| Internal risk category  | Note | IFRS 9 Staging       |                      |                     | Total                |
|   |      | Stage 1              | Stage 2              | Stage 3             |                      |
| Grades 1: Low-fair risk   |      | 2,410,629,820        | -                    | -                   | 2,410,629,820        |
| Grades 2: Medium risk   |      | -                    | 18,200,738           | -                   | 18,200,738           |
| Grades 3: Higher risk   |      | -                    | 209,518,879          | -                   | 209,518,879          |
| Grade 4: Substandard  |      | -                    | -                    | 96,262,278          | 96,262,278           |
| Grade 5: Doubtful   |      | -                    | -                    | 34,111,578          | 34,111,578           |
| Grade 6: Loss   |      | -                    | -                    | 37,838,044          | 37,838,044           |
| <b>Gross carrying amount</b>                                    | 19   | <b>2,410,629,820</b> | <b>227,719,617</b>   | <b>168,211,900</b>  | <b>2,806,561,337</b> |
| <b>Impairment loss</b>  | 19   | <b>(12,889,960)</b>  | <b>(9,588,133)</b>   | <b>(79,458,784)</b> | <b>(101,936,877)</b> |
| <b>Modification loss</b>  |      | <b>(8,015,295)</b>   | -                    | -                   | <b>(8,015,295)</b>   |
| <b>Total impairment and modification loss</b>                   |      | <b>(20,905,255)</b>  | <b>(9,588,133)</b>   | <b>(79,458,784)</b> | <b>(109,952,172)</b> |
| <b>Carrying amount for loans and advances</b>                   | 19   | <b>2,389,724,565</b> | <b>218,131,484</b>   | <b>88,753,116</b>   | <b>2,696,609,165</b> |
| <b>(b) Debt investments securities at amortised cost</b>        |      |                      |                      |                     |                      |
| Grades 1: Low-fair risk   |      | -                    | 3,956,772,631        | -                   | 3,956,772,631        |
| Impairment loss allowance                                       |      | -                    | (78,897,468)         | -                   | (78,897,468)         |
| <b>Carrying amount</b>  | 18   | -                    | <b>3,877,875,163</b> | -                   | <b>3,877,875,163</b> |
| <b>(c) Financial guarantee contracts &amp; loan commitments</b> |      |                      |                      |                     |                      |
| Grades 1: Low-fair risk   |      | 100,926,914          | -                    | -                   | 100,926,914          |
| Impairment Loss allowance                                       |      | (3,483,972)          | -                    | -                   | (3,483,972)          |
| <b>Carrying amount</b>  |      | <b>97,442,942</b>    |                      |                     | <b>97,442,942</b>    |

Indo Zambia Bank Limited  
Notes to the financial statements(continued)  
for the year ended 31 December 2020

**6 Financial risk review (continued)**

**a) Credit risk (continued)**

**i) Credit quality analysis(continued)**

**a) Loans and advances to customers at amortised cost**

| Internal risk category  | Note | 2019           |             |              |               |
|-------------------------|------|----------------|-------------|--------------|---------------|
|                         |      | IFRS 9 Staging |             |              | Total         |
|                         |      | Stage 1        | Stage 2     | Stage 3      |               |
| Grades 1: Low-fair risk |      | 1,943,144,890  | -           | -            | 1,943,144,890 |
| Grades 2: Medium risk   |      | -              | 43,847,704  | -            | 43,847,704    |
| Grades 3: Higher risk   |      | -              | 83,239,979  | -            | 83,239,979    |
| Grade 4: Substandard    |      | -              | -           | 44,331,506   | 44,331,506    |
| Grade 5: Doubtful       |      | -              | -           | 6,192,901    | 6,192,901     |
| Grade 6: Loss           |      | -              | -           | 103,611,086  | 103,611,086   |
| Gross carrying amount   | 19   | 1,943,144,890  | 127,087,683 | 154,135,493  | 2,224,368,066 |
| Loss allowance          | 19   | (5,175,765)    | (3,880,707) | (49,236,734) | (58,293,206)  |
| Carrying amount         | 19   | 1,937,969,125  | 123,206,976 | 104,898,759  | 2,166,074,860 |

**b) Debt investments securities at amortised cost**

|                         |    |               |   |   |               |
|-------------------------|----|---------------|---|---|---------------|
| Grades 1: Low-fair risk |    | 2,031,461,538 | - | - | 2,031,461,538 |
| Loss allowance          |    | (1,431,514)   | - | - | (1,431,514)   |
| Carrying amount         | 18 | 2,030,030,024 | - | - | 2,030,030,024 |

**c) Financial guarantee contracts & loan commitments**

|                         |  |            |   |   |            |
|-------------------------|--|------------|---|---|------------|
| Grades 1: Low-fair risk |  | 38,380,079 | - | - | 38,380,079 |
| Loss allowance          |  | (468,920)  | - | - | (468,920)  |
| Carrying amount         |  | 37,911,159 | - | - | 37,911,159 |

# Indo Zambia Bank Limited

Notes to the financial statements *(continued)*

for the year ended 31 December 2020

## 6 Financial risk review *(continued)*

### a) Credit risk *(continued)*

#### i) Collateral held and other credit enhancements

The Bank holds collateral and other credit enhancements against certain of its credit exposures. The following table sets out the principal types of collateral held against different types of financial assets

#### Type of credit exposure

Exposure that is subject to collateral requirements

|   | Note | 2020                 | 2019          | Principal type of collateral held                         |
|---|------|----------------------|---------------|---|
| Retail mortgage lending                             | 19   | <b>85,415,763</b>    | 83,332,074    | Residential property                                      |
| Other retail lending                                | 19   | <b>61,152,722</b>    | 65,104,589    | Vehicles and other tangible assets                        |
| Corporate Loans and advances to corporate customers | 19   | <b>2,247,267,548</b> | 1,326,406,794 | Commercial property, floating charges over movable assets |
| Investments Sovereign Securities                    | 18   | <b>3,956,772,631</b> | 2,030,030,024 | Sovereign guarantee by the Government Republic of Zambia  |

The Bank employs a range of policies and practices to mitigate credit risk. The most traditional of these is the taking of security for funds advanced, which is common practice. The Bank implements guidelines on the acceptability of specific classes of collateral or credit risk mitigation. The principal collateral types for loans and advances are:

- Mortgages over residential properties
- Charges over business assets such as premises, inventory and accounts receivable
- Charges over financial instruments such as debt instruments; and
- Cash

Longer-term finance and lending to corporate entities are generally secured. Certain personal credit facilities are generally unsecured. In addition, in order to minimise the credit loss, the Bank in certain instances, may seek additional collateral from the counterparty as soon as impairment indicators are noticed for the relevant individual loans and advances.

Collateral quality and values are determined through professional appraisals commissioned by the Bank at origination of credit facilities. Assessed open market values (OMV) of collateral are subject to internal haircuts in determining collateral adequacy for lending purposes. For IFRS impairment considerations, it is the Bank's policy to use the forced sale values (FSV) of collateral less the estimated allocated costs to dispose of collateral. The Bank is not permitted to sell or repledge the collateral in the absence of default by owner.

Indo Zambia Bank Limited  
Notes to the financial statements(continued)  
for the year ended 31 December 2020

6 Financial risk review(continued)

a) Credit risk(continued)

ii) Collateral held and other credit enhancements(continued)

2020

| Financial assets                                | Maximum credit exposure        | Cash               | Property             | 3 <sup>rd</sup> party/<br>govt<br>guarantee | Other securities   | Total collateral     | Net exposure         | Corresponding ECLs |
|---|--------------------------------|--------------------|----------------------|---|--------------------|----------------------|----------------------|--------------------|
| Cash balances with other banks                  | 1,275,404,148                  | -                  | -                    | -   | -                  | -                    | 1,275,404,148        | -                  |
| Balances at Central Bank                        | 1,575,305,677                  | -                  | -                    | -   | -                  | -                    | 1,575,305,677        | -                  |
| Investment securities                           | 3,956,772,631<br>3,877,875,163 | -                  | -                    | -   | -                  | -                    | 3,956,772,631        | 78,897,469         |
| Loans and advances to customers                 | 2,806,561,337                  | 94,470,997         | 4,911,622,645        | 630,401,846                                 | 486,619,877        | 6,123,115,365        | -                    | 109,952,172        |
| Other assets                                    | 230,653,316                    | -                  | -                    | -   | -                  | -                    | 230,653,316          | -                  |
| <b>Total financial assets Off balance sheet</b> | <b>9,844,697,109</b>           | <b>94,470,997</b>  | <b>4,911,622,645</b> | <b>630,401,846</b>                          | <b>486,619,877</b> | <b>6,123,115,365</b> | <b>7,038,135,772</b> | <b>188,849,641</b> |
| Financial guarantees                            | 41,443,376                     | 15,629,674         | 16,577,350           | -   | -                  | 32,207,024           | 9,236,352            | 2,004,985          |
| Letters of credit                               | 11,939,092                     | -                  | 6,566,501            | -   | -                  | 6,566,501            | 5,372,591            | 1,478,987          |
| <b>Total off-balance sheet</b>                  | <b>53,382,468</b>              | <b>15,629,674</b>  | <b>23,143,851</b>    | <b>-</b>                                    | <b>-</b>           | <b>38,773,525</b>    | <b>14,608,943</b>    | <b>3,483,972</b>   |
| <b>Total (including off balance sheet)</b>      | <b>9,898,079,577</b>           | <b>110,100,671</b> | <b>4,934,766,496</b> | <b>630,401,846</b>                          | <b>486,619,877</b> | <b>6,161,888,890</b> | <b>7,052,744,715</b> | <b>192,333,613</b> |

Indo Zambia Bank Limited  
Notes to the financial statements(*continued*)  
for the year ended 31 December 2020

6 Financial risk review(*continued*)

a) Credit risk(*continued*)

ii) Collateral held and other credit enhancements(*continued*)

2019

| Financial assets                           | Maximum credit exposure | Cash               | Property             | 3rd party/<br>govt<br>guarantee | Other securities   | Total collateral     | Net exposure         | Corresponding ECLs |
|--|-------------------------|--------------------|----------------------|---------------------------------|--------------------|----------------------|----------------------|--------------------|
| Cash balances with other banks             | 753,279,822             | -                  | -                    | -                               | -                  | -                    | 753,279,822          | -                  |
| Balances at Central Bank                   | 533,315,040             | -                  | -                    | -                               | -                  | -                    | 533,315,040          | -                  |
| Investment securities                      | 2,030,030,024           | -                  | -                    | -                               | -                  | -                    | 2,030,030,024        | 1,431,514          |
| Loans and advances to customers            | 2,224,368,066           | 127,278,647        | 1,142,049,161        | 385,549,017                     | 352,512,625        | 2,007,389,450        | 216,978,616          | 58,293,206         |
| Other assets                               | 88,615,203              | -                  | -                    | -                               | -                  | -                    | 88,615,203           | -                  |
| <b>Total financial assets</b>              | <b>5,629,608,155</b>    | <b>127,278,647</b> | <b>1,142,049,161</b> | <b>385,549,017</b>              | <b>352,512,625</b> | <b>2,007,389,450</b> | <b>3,622,218,075</b> | <b>59,724,720</b>  |
| <b>Off balance sheet</b>                   |                         |                    |                      |                                 |                    |                      |                      |                    |
| Financial guarantees                       | 29,126,595              | 15,118,288         | 24,895,378           | -                               | 4,366,458          | 44,380,125           | -                    | 206,794            |
| <b>Letters of credit</b>                   | <b>9,253,484</b>        | <b>919,046</b>     | <b>1,750,533</b>     | <b>-</b>                        | <b>236,283</b>     | <b>2,905,862</b>     | <b>6,347,622</b>     | <b>262,126</b>     |
| <b>Total off-balance sheet</b>             | <b>38,380,079</b>       | <b>16,037,334</b>  | <b>26,645,911</b>    | <b>-</b>                        | <b>4,602,741</b>   | <b>47,285,987</b>    | <b>(8,905,907)</b>   | <b>468,920</b>     |
| <b>Total (including off balance sheet)</b> | <b>5,667,988,234</b>    | <b>143,315,981</b> | <b>1,168,695,072</b> | <b>385,549,017</b>              | <b>357,115,366</b> | <b>2,054,675,437</b> | <b>3,628,565,697</b> | <b>60,193,640</b>  |

# Indo Zambia Bank Limited

## Notes to the financial statements(*continued*)

for the year ended 31 December 2020

### 6 Financial risk review(*continued*)

#### a) Credit risk(*continued*)

#### ii) Collateral held and other credit enhancements (*continued*)

#### Residential mortgage lending

The following tables stratify credit exposures from mortgage loans and advances to retail customers by ranges of loan-to-value (LTV) ratio. LTV is calculated as the ratio of the gross amount of the loan – or the amount committed for loan commitments – to the value of the collateral. The valuation of the collateral excludes any adjustments for obtaining and selling the collateral. The value of the collateral for residential mortgage loans is based on the collateral value at origination updated based on changes in house price indices. For credit-impaired loans the value of collateral is based on the most recent appraisals.

|                              | 2020               | 2019        |
|------------------------------|--------------------|-------------|
| <b>LTV ratio</b>             |                    |             |
| Less than 50%                | <b>31,389,344</b>  | 7,868,299   |
| 51–70%                       | <b>17,583,129</b>  | 7,165,073   |
| 71–90%                       | <b>16,172,836</b>  | 4,511,715   |
| 91–100%                      | <b>321,914</b>     | 4,254,174   |
| More than 100%               | <b>55,852,127</b>  | 111,124,284 |
| <b>Total</b>                 | <b>121,319,350</b> | 134,923,545 |
| <b>Credit-impaired loans</b> |                    |             |
| Less than 50%                | <b>1,319,521</b>   | 15,671      |
| 51–70%                       | <b>524,469</b>     | 5,276       |
| More than 70%                | <b>7,404,944</b>   | 1,207,440   |
| <b>Total</b>                 | <b>9,248,934</b>   | 1,228,387   |

#### Loans and advances to corporate customers

The general creditworthiness of a corporate customer tends to be the most relevant indicator of credit quality of a loan extended to it (see Note 30(b)). However, collateral provides additional security and the Bank generally requests that corporate borrowers provide it. The Bank may take collateral in the form of a first charge over real estate, floating charges over all corporate assets and other liens and guarantees.

Because of the Bank's focus on corporate customers' creditworthiness, the Bank does not routinely update the valuation of collateral held against all loans to corporate customers. Valuation of collateral is updated when the loan is put on a watch list and the loan is monitored more closely. For credit-impaired loans, the Bank obtains appraisals of collateral because it provides input into determining the management credit risk actions.



# Indo Zambia Bank Limited

## Notes to the financial statements(*continued*)

for the year ended 31 December 2020

### 6 Financial risk review(*continued*)

#### a) Credit risk (*continued*)

#### ii) Collateral held and other credit enhancements (*continued*)

The table below sets out the carrying amount and the value of identifiable collateral (mainly Cash, commercial & mortgaged property) held against loans and advances to customers measured at amortised cost, other than reverse sale-and-repurchase agreements. For each loan, the value of disclosed collateral is capped at the nominal amount of the loan that it is held against.

|                | 2020            |               | 2019            |             |
|----------------|-----------------|---------------|-----------------|-------------|
|                | Carrying amount | Collateral    | Carrying amount | Collateral  |
| Stages 1 and 2 | 1,357,343,007   | 2,936,795,255 | 1,012,935,378   | 815,835,760 |
| Stage 3        | 123,248,350     | 143,364,530   | 124,168,102     | 63,580,771  |
| Total          | 1,480,591,357   | 3,080,159,785 | 1,137,103,480   | 879,416,531 |

#### Other types of collateral and credit enhancements

In addition to the collateral included in the tables above, the Bank holds other types of collateral and credit enhancements, such as second charges and floating charges for which specific values are not generally available.

#### Assets obtained by taking possession of collateral

Details of financial and non-financial assets obtained by the Bank during the year by taking possession of collateral held as security against loans and advances and held at the yearend are shown below.

|          | 2020      | 2019      |
|----------|-----------|-----------|
| Property | 3,095,000 | 6,423,200 |

The Bank's policy is to pursue timely realisation of the collateral in an orderly manner. The Bank does not generally use the non-cash collateral for its own operations.

#### Investment securities

The Bank currently invests in Treasury bills and Bonds. These instruments are measured at amortised cost. Cash flows from these instruments are mainly the contractual principle and interest. These cash flow characteristics pass the "SPPI" test. The Bank does not hold these instruments for purposes of selling in the secondary market but rather holds them to maturity. The Bank does not acquire any investments with an intention to engage in trading to realise value from favourable movements in market price. These investments are guaranteed by Government Republic of Zambia by way of sovereign guarantee.

# INDO ZAMBIA BANK LIMITED

## Notes to the financial statements(*continued*)

*for the year ended 31 December 2020*

---

### **6 Financial risk review** (*continued*)

#### **a) Credit risk** (*continued*)

#### **iii) Amounts arising from ECL**

see accounting policy in note 32(g)(vi).

### **Inputs, assumptions and techniques used for estimating impairment**

#### **Significant increase in credit risk**

When determining whether the risk of default on a financial instrument has increased significantly since initial recognition, the Bank considers reasonable and supportable information that is relevant and available without undue cost or effort. This includes both quantitative and qualitative information and analysis, based on the Bank's historical experience and expert credit assessment and including forward-looking information.

The objective of the assessment is to identify whether a significant increase in credit risk has occurred for an exposure by comparing:

- the remaining lifetime probability of default (PD) as at the reporting date; with
- the remaining lifetime PD for this point in time that was estimated at the time of initial recognition of the exposure (adjusted where relevant for changes in prepayment expectations).

A significant in credit risk has occurred if the change in above comparison exceeds by 50%.

The Bank uses two criteria for determining whether there has been a significant increase in credit risk:

- a backstop of 30 days past due or loan is default or otherwise impaired
- quantitative test based on movement in PD; and
- qualitative indicators.
- Change in the credit rating of the counter party

#### **Credit risk grades**

The Bank allocates each exposure to a credit risk grade as per internal grading system based on a variety of data that is determined to be predictive of the risk of default and applying experienced credit judgement. Credit risk grades are defined using qualitative and quantitative factors that are indicative of risk of default. These factors vary depending on the nature of the exposure and the type of borrower.

# INDO ZAMBIA BANK LIMITED

## Notes to the financial statements *(continued)*

for the year ended 31 December 2020

### 6 Financial risk review *(continued)*

#### a) Credit risk *(continued)*

#### iii) Amounts arising from ECL *(continued)*

#### Inputs, assumptions and techniques used for estimating impairment *(continued)*

#### Credit risk grades *(continued)*

Each exposure is allocated to a credit risk grade on initial recognition based on available information about the borrower. Exposures are subject to ongoing monitoring, which may result in an exposure being moved to a different credit risk grade. The monitoring typically involves use of the following data.

| Loans and advances  | Cash balances with other banks, Balances at Central Bank, Investment securities                | Other assets  |
|---|--|---|
| - Information obtained during periodic review of customer files – e.g. audited financial statements, management accounts, budgets and projections. Examples of areas of particular focus are gross profit margins, financial leverage ratios, debt service coverage, compliance with covenants, senior management and changes quality of management | - Internally collected data on customer behavior – e.g. utilisation of retail loan facilities. | - Payment record – this includes overdue status as well as arrange of variables about payment ratios. |
| - Data from credit reference agencies, press articles, changes in external credit ratings.  | - External data from credit reference agencies, including industry-standard credit scores.     | - Utilisation of the granted limit  |
| - Actual and expected significant changes in the political, regulatory and technological environment of the borrower or in its business activities  |  | - Existing and forecast changes in business, financial and economic conditions                        |

# INDO ZAMBIA BANK LIMITED

## Notes to the financial statements<sup>(continued)</sup>

for the year ended 31 December 2020

### 6 Financial risk review <sup>(continued)</sup>

#### a) Credit risk <sup>(continued)</sup>

#### iii) Amounts arising from ECL <sup>(continued)</sup>

#### Inputs, assumptions and techniques used for estimating impairment <sup>(continued)</sup>

#### Credit risk grades <sup>(continued)</sup>

The table below provides an indicative mapping of how the Bank's internal credit risk grades relate to Probability of Default (D).

#### Corporate loan portfolio

The corporate portfolio of the Bank is comprised of loans and advances to banks, public sector entities, sovereigns, corporates and other businesses.

| Grading                                 | 12-month weighted-average PD | Internal rating  |
|---|------------------------------|------------------|
| Grades 1: Low-fair risk                 | 3.00                         | AAA to AA        |
| Grades 2: Medium risk                   | 20.94                        | A                |
| Grades 3: Higher risk                   | 16.75                        | A                |
| Grades 4-6: Substandard, doubtful, loss | 100                          | B-C<br>(Default) |

#### Retail loan portfolio

The retail portfolios are comprised of mortgage lending, asset financing and personal loans.

| Grading                                 | 12-month weighted-average PD |
|---|------------------------------|
| Grades 1: Low-fair risk                 | 2.17                         |
| Grades 2: Medium risk                   | 16.15                        |
| Grades 3: Higher risk                   | 20.99                        |
| Grades 4-6: Substandard, doubtful, loss | 100.00                       |

#### Investment securities:

Debt investment securities refers to the Investments with the Government Republic of Zambia. The Bank has no other debt investment securities other than with the Government Republic of Zambia. In assessing whether an investment in sovereign debt is credit-impaired, the Bank considers the following factors.

- The payments of coupon payments on the required dates
- The change in the country's sovereign rating
- The economic forecasts for the country and revenue collection
- The probability of debt being restructured, resulting in holders suffering losses through voluntary or mandatory debt forgiveness.

All investments in government securities are categorised as grade 1 and 2 as per internal policy while the IFRS 9 categorise is determined at each balance sheet assessment.

# INDO ZAMBIA BANK LIMITED

## Notes to the financial statements *(continued)*

for the year ended 31 December 2020

---

### 6 Financial risk review *(continued)*

#### a) Credit risk *(continued)*

#### iv) Amounts arising from ECL *(continued)*

#### Inputs, assumptions and techniques used for estimating impairment *(continued)*

Credit risk grades *(continued)*

#### Balances with other banks including central Bank

The bank has assessed the impairment for balances held with other banks including the Central Bank. The bank holds balances with other reputable financial institutions such as other large banks and the Central Bank. Balances held with the Central Bank and other banks have the nature of cash and cash equivalents. The bank's internal assessment of the creditworthiness of these counterparties indicates a very high likelihood of recovery. Due to their nature, impairment has been considered to be immaterial.

#### Other assets

Other assets have a very short-term nature and have historically matured without any credit loss suffered. As a result of this assessment, the impairment on such financial assets has been considered to be immaterial in the context of these financial statements.

#### Generating the term structure of PD

Credit risk grades are a primary input into the determination of the term structure of PD for exposures. The Bank collects performance and default information about its credit risk exposures analysed by type of product and borrower as well as by credit risk grading.

The Bank generates probabilities of default using the migration matrix. PDs are then adjusted for IFRS 9 ECL calculations to incorporate forward looking information and the IFRS 9 Stage classification of the exposure. This is repeated for each economic scenario as appropriate.

# INDO ZAMBIA BANK LIMITED

## Notes to the financial statements<sup>(continued)</sup>

for the year ended 31 December 2020

---

### 6 Financial risk review *(continued)*

#### a) Credit risk *(continued)*

#### iii) Amounts arising from ECL *(continued)*

##### Inputs, assumptions and techniques used for estimating impairment *(continued)*

##### Determining whether credit risk has increased significantly

The Bank assesses whether credit risk has increased significantly since initial recognition at each reporting date. Determining whether an increase in credit risk is significant depends on the characteristics of the financial instrument and the borrower, and the geographical region. What is considered significant differs for different types of lending, in particular between wholesale and retail.

The credit risk may also be deemed to have increased significantly since initial recognition based on qualitative factors linked to the Bank's credit risk management processes that may not otherwise be fully reflected in its quantitative analysis on a timely basis. This will be the case for exposures that meet certain heightened risk criteria, such as below:

- internal rating of the borrower indicating default or near - default;
- the borrower is deceased;
- the borrower is in the process of, or files for bankruptcy;
- the borrower is undergoing significant restructuring as a result of financial stress;
- the borrower goes into receivership
- Change in the external credit rating for the sovereign
- Missed coupon payments

If there is evidence that there is no longer a significant increase in credit risk relative to initial recognition, then the loss allowance on an instrument returns to being measured as 12-month ECL. Some qualitative indicators of an increase in credit risk, such as delinquency or forbearance, may be indicative of an increased risk of default that persists after the indicator itself has ceased to exist. In these cases, the Bank determines a probation period during which the financial asset is required to demonstrate good behaviour to provide evidence that its credit risk has declined sufficiently. When contractual terms of a loan have been modified, evidence that the criteria for recognising lifetime ECL are no longer met includes a history of up-to-date payment performance against the modified contractual terms. The Bank's probation periods are set out below:

- 3 months out of default status reclassified from stage 3 to stage 2
- 3 months out of default reclassified from stage 2 to stage 1

The Bank monitors the effectiveness of the criteria used to identify significant increases in credit risk by regular reviews to confirm that:

- the criteria are capable of identifying significant increases in credit risk before an exposure is in default;
- the criteria do not align with the point in time when an asset becomes 30 days past due;
- the average time between the identification of a significant increase in credit risk and default appears reasonable;
- exposures are not generally transferred directly from 12-month ECL measurement to credit-impaired; and
- there is no unwarranted volatility in loss allowance from transfers between 12-month PD (Stage 1) and lifetime PD (Stage 2).

# INDO ZAMBIA BANK LIMITED

## Notes to the financial statements *(continued)*

for the year ended 31 December 2020

---

### 6 Financial risk review *(continued)*

#### a) Credit risk *(continued)*

#### iii) Amounts arising from ECL *(continued)*

#### Inputs, assumptions and techniques used for estimating impairment *(continued)*

#### Significant increase in credit risk *(continued)*

#### Definition of default

The Bank considers a financial asset to be in default when:

- the borrower is unlikely to pay its credit obligations to the Bank in full, without recourse by the Bank to actions such as realising security (if any is held);
- the borrower is more than 90 days past due on any material credit obligation to the Bank.
- Overdrafts are considered as being past due once the customer has breached an advised limit or been advised of a limit smaller than the current amount outstanding; or
- it is becoming probable that the borrower will restructure the asset as a result of bankruptcy due to the borrower's inability to pay its credit obligations.

In assessing whether a borrower is in default, the Bank considers indicators that are:

#### Quantitative criteria:

- the borrower is more than 90 days past due on any material credit obligation to the Bank.

#### Qualitative criteria

The borrower meets unlikeliness to pay criteria, which indicates the borrower is in significant financial difficulty. These are instances where:

- The borrower is in long-term forbearance;
- The borrower is deceased;
- The borrower is insolvent;
- The borrower is in breach of financial covenant(s);
- An active market for that financial asset has disappeared because of financial difficulties;
- Concessions have been made by the lender relating to the borrower's financial difficulty;
- It is becoming probable that the borrower will enter bankruptcy; and
- Financial assets are purchased or originated at a deep discount that reflects the incurred credit losses.

Inputs into the assessment of whether a financial instrument is in default and their significance may vary over time to reflect changes in circumstances.

# INDO ZAMBIA BANK LIMITED

## Notes to the financial statements<sup>(continued)</sup>

for the year ended 31 December 2020

---

### 6 Financial risk review *(continued)*

#### a) Credit risk *(continued)*

#### iii) Amounts arising from ECL *(continued)*

#### Inputs, assumptions and techniques used for estimating impairment *(continued)*

#### Definition of default *(continued)*

#### Incorporation of forward-looking information

The Bank incorporates forward-looking information into both the assessment of whether the credit risk of an instrument has increased significantly since its initial recognition and the measurement of ECL.

The Bank formulates three economic scenarios: a base case, which is the median scenario assigned a 53.45% probability of occurring, one upside assigned a 24.14% and one downside assigned a 22.41% probability of occurring. The base case is aligned with information used by the Bank for other purposes such as strategic planning and budgeting. External information considered includes economic data and forecasts published by official sources of information such as the OECD and the International Monetary Fund.

The Bank has identified and documented key drivers of credit risk and credit losses for each portfolio of financial instruments and, using an analysis of historical data, has estimated relationships between macro-economic variables and credit risk and credit losses.

The key drivers for credit risk for the bank's portfolios are GDP per capita, inflation, commercial bank lending rates and the government Treasury-bill rates.



# INDO ZAMBIA BANK LIMITED

## Notes to the financial statements *(continued)*

for the year ended 31 December 2020

### 6 Financial risk review *(continued)*

#### a) Credit risk *(continued)*

#### iii) Amounts arising from ECL *(continued)*

#### Inputs, assumptions and techniques used for estimating impairment *(continued)*

#### Incorporation of forward-looking information *(continued)*

The economic scenarios used as at 31 December 2020 included the following key indicators for Zambia for the years ending 31 December 2020 to 2025.

|                          | 2021   | 2022   | 2023   | 2024   | 2025   |
|--------------------------|--|--|--|--|--|
| Commercial lending rates | Base 27%<br>Upside 24%<br>Downside 30%       | Base 28%<br>Upside 25%<br>Downside 30%       | Base 27%<br>Upside 24%<br>Downside 29%         | Base 24%<br>Upside 21%<br>Downside 27%       | Base 24%<br>Upside 21%<br>Downside 27%       |
| Inflation rate           | Base 16%<br>Upside 11%<br>Downside 21%       | Base 16%<br>Upside 11%<br>Downside 22%       | Base 17%<br>Upside 12%<br>Downside 22%         | Base 18%<br>Upside 13%<br>Downside 23%       | Base 19%<br>Upside 14%<br>Downside 24%       |
| GDP per capita           | Base 1,997<br>Upside 2,284<br>Downside 1,709 | Base 2,145<br>Upside 2,433<br>Downside 1,857 | Base 2,293<br>Upside 2,581<br>Downside 2,005.1 | Base 2,441<br>Upside 2,729<br>Downside 2,153 | Base 2,589<br>Upside 2,877<br>Downside 2,301 |
| Copper Prices            | Base 6,176<br>Upside 6,863<br>Downside 5,489 | Base 6,279<br>Upside 6,966<br>Downside 5,592 | Base 6,375<br>Upside 7,062<br>Downside 5,688   | Base 6,469<br>Upside 7,157<br>Downside 5,782 | Base 6,490<br>Upside 7,178<br>Downside 5,803 |

Predicted relationships between the key indicators and default and loss rates on various portfolios of financial assets have been developed based on analysing historical data over the past 4 years from 2016 to 2020.

# INDO ZAMBIA BANK LIMITED

## Notes to the financial statements<sup>(continued)</sup>

for the year ended 31 December 2020

### 6 Financial risk review <sup>(continued)</sup>

#### a) Credit risk <sup>(continued)</sup>

#### iv) Amounts arising from ECL <sup>(continued)</sup>

#### Inputs, assumptions and techniques used for estimating impairment <sup>(continued)</sup>

#### Incorporation of forward-looking information <sup>(continued)</sup>

The economic scenarios used as at 31 December 2019

|                          | 2020   | 2021   | 2022   | 2023   | 2024   |
|--------------------------|--|--|--|--|--|
| Commercial lending rates | Base 28%<br>Upside 25%<br>Downside 31%       | Base 29%<br>Upside 26%<br>Downside 31%       | Base 29%<br>Upside 27%<br>Downside 32%       | Base 30%<br>Upside 27%<br>Downside 33%       | Base 29%<br>Upside 26%<br>Downside 32%       |
| Inflation rate           | Base 10%<br>Upside 5%<br>Downside 15%        | Base 10%<br>Upside 4%<br>Downside 15%        | Base 9%<br>Upside 4%<br>Downside 14%         | Base 9%<br>Upside 3%<br>Downside 14%         | Base 8%<br>Upside 3%<br>Downside 14%         |
| GDP per capita           | Base 1,929<br>Upside 2,208<br>Downside 1,650 | Base 2,097<br>Upside 2,376<br>Downside 1,818 | Base 2,265<br>Upside 2,544<br>Downside 1,986 | Base 2,433<br>Upside 2,712<br>Downside 2,154 | Base 2,601<br>Upside 2,880<br>Downside 2,322 |
| Government T-bill        | Base 6,588<br>Upside 7,282<br>Downside 5,894 | Base 6,810<br>Upside 7,504<br>Downside 6,116 | Base 7,040<br>Upside 7,734<br>Downside 6,346 | Base 8,204<br>Upside 8,898<br>Downside 7,510 | Base 8,741<br>Upside 9,435<br>Downside 8,047 |

#### Sensitivity analysis

The most significant macro-economic assumptions affecting the ECL allowance are lending rates and exchange rates. To test the sensitivity of the impairment to changes in the relevant macro-economic factors, an assumption that an improvement or downturn in these factors would result in a 10% decrease or increase, in the forecast probabilities of default resulting in an increase/(decrease) of K6.58m (2019: K2.4m) of impairment for the year.

# INDO ZAMBIA BANK LIMITED

## Notes to the financial statements *(continued)*

for the year ended 31 December 2020

---

### 6 Financial risk review *(continued)*

#### a) Credit risk *(continued)*

#### iii) Amounts arising from ECL *(continued)*

#### Inputs, assumptions and techniques used for estimating impairment *(continued)*

##### Measurement of ECL

The key inputs into the measurement of ECL are the term structure of the following variables:

- probability of default (PD);
- loss given default (LGD); and
- exposure at default (EAD).

ECL for exposures in Stage 1 is calculated by multiplying the 12-month PD by LGD and EAD. Lifetime ECL is calculated by multiplying the lifetime PD by LGD and EAD.

The methodology of estimating PDs is discussed above under the heading 'Generating the term structure of PD'.

LGD is the magnitude of the likely loss if there is a default. The Bank estimates LGD parameters based on the history of recovery rates of claims against defaulted counterparties. The LGD models consider the structure, collateral, seniority of the claim, counterparty industry and recovery costs of any collateral that is integral to the financial asset. For loans secured by retail property, LTV ratios are a key parameter in determining LGD. LGD estimates are recalibrated for different economic scenarios and, for real estate lending, to reflect possible changes in property prices. They are calculated on a discounted cash flow basis using the effective interest rate as the discounting factor.

EAD represents the expected exposure in the event of a default. The Bank derives the EAD from the current exposure to the counterparty and potential changes to the current amount allowed under the contract and arising from amortisation. The EAD of a financial asset is its gross carrying amount at the time of default. For lending commitments, the EADs are potential future amounts that may be drawn under the contract, which are estimated based on historical observations and forward-looking forecasts. For financial guarantees, the EAD represents the amount of the guaranteed exposure when the financial guarantee becomes payable. For some financial assets, EAD is determined by modelling the range of possible exposure outcomes at various points in time using scenario and statistical techniques.

As described above, and subject to using a maximum of a 12-month PD for Stage 1 financial assets, the Bank measures ECL considering the risk of default over the maximum contractual period (including any borrower's extension options) over which it is exposed to credit risk, even if, for credit risk management purposes, the Bank considers a longer period. The maximum contractual period extends to the date at which the Bank has the right to require repayment of an advance or terminate a loan commitment or guarantee.

# INDO ZAMBIA BANK LIMITED

## Notes to the financial statements *(continued)*

*for the year ended 31 December 2020*

---

### **6 Financial risk review** *(continued)*

#### **a) Credit risk** *(continued)*

#### iii) **Amounts arising from ECL** *(continued)*

#### **Inputs, assumptions and techniques used for estimating impairment** *(continued)*

#### **Measurement of ECL** *(continued)*

However, for overdraft facilities that include both a loan and an undrawn commitment component, the Bank measures ECL over a period longer than the maximum contractual period if the Bank's contractual ability to demand repayment and cancel the undrawn commitment does not limit the Bank's exposure to credit losses to the contractual notice period. These facilities do not have a fixed term or repayment structure and are managed on a collective basis. The Bank can cancel them with immediate effect, but this contractual right is not enforced in the normal day-to-day management, but only when the Bank becomes aware of an increase in credit risk at the facility level. This longer period is estimated considering the credit risk management actions that the Bank expects to take, and that serve to mitigate ECL. These include a reduction in limits, cancellation of the facility and/or turning the outstanding balance into a loan with fixed repayment terms. All overdrafts are assumed to have an average of 12 months period for the purposes of calculating the ECL.

Where modelling of a parameter is carried out on a collective basis, the financial instruments are grouped on the basis of shared risk characteristics that include:  
instrument type;

- Collateral type;
- LTV ratio for retail mortgages;
- date of initial recognition;
- remaining term to maturity; and
- industry;

The groupings are subject to regular review to ensure that exposures within a particular group remain appropriately homogeneous.

**INDO ZAMBIA BANK LIMITED**  
**Notes to the financial statements** *(continued)*  
*for the year ended 31 December 2020*

In *Zambian Kwacha*

**6 Financial risk review** *(continued)*

**a) Credit risk** *(continued)*

iii) **Amounts arising from ECL** *(continued)*

**Loss allowance**

The following tables show reconciliations from the opening to the closing balance of the loss allowance by class of financial instrument.

**a) Loans and advances to customers at amortised cost**

|   | 2020              |                  |                   |                    |
|---|-------------------|------------------|-------------------|--------------------|
|   | Stage 1           | Stage 2          | Stage 3           | Total              |
| Balance at 1 January 2020   | 5,175,765         | 3,880,707        | 49,236,734        | 58,293,206         |
| Changes in the gross carrying amount with no impact on the income statement |                   |                  |                   |                    |
| Transfer from Stage 1   | (422,682)         | 170,313          | 252,369           | -                  |
| Transfer from Stage 2   | 1,059,642         | (3,145,339)      | 2,085,697         | -                  |
| Transfer from Stage 3   | 1,929,002         | 1,281,354        | (3,210,356)       | -                  |
| Changes in the gross carrying amount with impact on the income statement    |                   |                  |                   |                    |
| Net remeasurement of loss allowance   | 1,763,483         | 4,051,031        | 25,397,431        | 31,211,945         |
| New financial assets originated or purchased                                | 3,384,750         | 3,350,067        | 5,696,909         | 12,431,726         |
| <b>Balance at 31 December 2020</b>  | <b>12,889,960</b> | <b>9,588,133</b> | <b>79,458,784</b> | <b>101,936,877</b> |

|   | 2019             |                  |                   |                   |
|---|------------------|------------------|-------------------|-------------------|
|   | Stage 1          | Stage 2          | Stage 3           | Total             |
| Balance at 1 January 2019   | 4,978,563        | 844,249          | 36,593,216        | 42,416,028        |
| Changes in the gross carrying amount with no impact on the income statement |                  |                  |                   |                   |
| Transfer to Stage 1   | 7,402,277        | (418,932)        | (6,983,345)       | -                 |
| Transfer to Stage 2   | (317,441)        | 595,028          | (277,587)         | -                 |
| Transfer to Stage 3   | (162,973)        | (256,133)        | 419,106           | -                 |
| Changes in the gross carrying amount with impact on the income statement    |                  |                  |                   |                   |
| Net remeasurement of loss allowance   | (8,261,487)      | 2,663,281        | (5,468,958)       | (11,067,164)      |
| New financial assets originated or purchased                                | 1,536,826        | 453,214          | 24,954,302        | 26,944,342        |
| <b>Balance at 31 December 2019</b>  | <b>5,175,765</b> | <b>3,880,707</b> | <b>49,236,734</b> | <b>58,293,206</b> |

The loss allowance in these tables includes ECL on loan commitments for certain retail products such as overdrafts, because the Bank cannot separately identify the ECL on the loan commitment component from those on the financial instrument component.

INDO ZAMBIA BANK LIMITED  
Notes to the financial statements *(continued)*  
for the year ended 31 December 2020

In Zambian Kwacha

6 Financial risk review *(continued)*

a) Credit risk *(continued)*

iii) Amounts arising from ECL *(continued)*

Loss allowance *(continued)*

Loans and advances to retail customers at amortised cost

|  | 2020             |                  |                   |                   |
|--|------------------|------------------|-------------------|-------------------|
|  | Stage 1          | Stage 2          | Stage 3           | Total             |
| Balance at 1 January 2020  | 2,818,140        | 1,871,883        | 11,804,834        | 16,494,857        |
| <i>Changes in the gross carrying amount with no impact on the income statement</i> |                  |                  |                   |                   |
| Transfer to Stage 1  | (293,252)        | 141,479          | 151,773           | -                 |
| Transfer to Stage 2  | 710,456          | (1,365,326)      | 654,870           | -                 |
| Transfer to Stage 3  | 1,929,002        | 331,554          | (2,260,556)       | -                 |
| <i>Changes in the gross carrying amount with impact on the income statement</i>    |                  |                  |                   |                   |
| Net remeasurement of loss allowance  | 179,739          | 2,517,405        | 34,716,272        | 37,413,416        |
| New financial assets originated or purchased                                       | 1,822,966        | 30,311           | 2,096,122.00      | 3,949,399         |
| <b>Balance at 31 December 2020</b>   | <b>7,167,051</b> | <b>3,527,306</b> | <b>47,163,315</b> | <b>57,857,672</b> |
|  | 2019             |                  |                   |                   |
| Balance at 1 January 2019  | 2,490,135        | 656,605          | 10,523,135        | 13,669,875        |
| <i>Changes in the gross carrying amount with no impact on the income statement</i> |                  |                  |                   |                   |
| Transfer to Stage 1  | 1,810,948        | (285,586)        | (1,525,362)       | -                 |
| Transfer to Stage 2  | (177,789)        | 429,310          | (251,521)         | -                 |
| Transfer to Stage 3  | (99,635)         | (192,767)        | 292,402           | -                 |
| <i>Changes in the gross carrying amount with impact on the income statement</i>    |                  |                  |                   |                   |
| Net remeasurement of loss allowance  | (1,988,364)      | 864,851          | 2,349,226         | 1,225,713         |
| New financial assets originated or purchased                                       | 782,845          | 399,470          | 416,954           | 1,599,269         |
| <b>Balance at 31 December 2019</b>   | <b>2,818,140</b> | <b>1,871,883</b> | <b>11,804,834</b> | <b>16,494,857</b> |

Indo Zambia Bank Limited  
Notes to the financial statements(continued)  
for the year ended 31 December 2020

In Zambian Kwacha

**6 Financial risk review (continued)**

**a) Credit risk (continued)**

**iv) Amounts arising from ECL (continued)**

**Loss allowance (continued)**

|  | 2020             |                  |                   |                   |
|--|------------------|------------------|-------------------|-------------------|
|  | Stage 1          | Stage 2          | Stage 3           | Total             |
| <b>Loans and advances to corporate customers at amortised cost</b>                 |                  |                  |                   |                   |
| Balance at 1 January 2020  | 2,357,625        | 2,008,824        | 37,431,900        | 41,798,349        |
| <i>Changes in the gross carrying amount with no impact on the income statement</i> |                  |                  |                   |                   |
| Transfer to Stage 1  | (129,430)        | 28,834           | 100,596           | -                 |
| Transfer to Stage 2  | 349,186          | (1,780,013)      | 1,430,827         | -                 |
| Transfer to Stage 3  | -                | 949,800          | (949,800)         | -                 |
| <i>Changes in the gross carrying amount with impact on the income statement</i>    |                  |                  |                   |                   |
| Net remeasurement of loss allowance  | 1,583,744        | 1,533,626        | (9,318,841)       | (6,201,471)       |
| New financial assets originated or purchased                                       | 1,561,784        | 3,319,756        | 3,600,787         | 8,482,327         |
| <b>Balance at 31 December 2020</b>   | <b>5,722,909</b> | <b>6,060,827</b> | <b>32,295,469</b> | <b>44,079,205</b> |
|  | 2019             |                  |                   |                   |
| Balance at 1 January 2019  | 2,488,428        | 187,644          | 26,070,081        | 28,746,153        |
| <i>Changes in the gross carrying amount with no impact on the income statement</i> |                  |                  |                   |                   |
| Transfer to Stage 1  | 5,591,329        | (133,346)        | (5,457,983)       | -                 |
| Transfer to Stage 2  | (139,652)        | 165,718          | (26,066)          | -                 |
| Transfer to Stage 3  | (63,338)         | (63,366)         | 126,704           | -                 |
| <i>Changes in the gross carrying amount with impact on the income statement</i>    |                  |                  |                   |                   |
| Net remeasurement of loss allowance  | (6,273,122)      | 1,798,429        | (7,818,184)       | (12,292,877)      |
| New financial assets originated or purchased                                       | 753,980          | 53,744           | 24,537,349        | 25,345,073        |
| <b>Balance at 31 December 2019</b>   | <b>2,357,625</b> | <b>2,008,823</b> | <b>37,431,901</b> | <b>41,798,349</b> |
|  |                  |                  | 2020              | 2019              |
| <b>b) Debt investment securities at amortised cost</b>                             |                  |                  |                   |                   |
| Balance at 1 January   |                  |                  | 1,431,514         | -                 |
| Charge for the year  |                  |                  | 77,465,954        | 1,431,514         |
| <b>Balance at 31 December</b>  |                  |                  | <b>78,897,468</b> | <b>1,431,514</b>  |

Indo Zambia Bank Limited  
Notes to the financial statements(continued)  
for the year ended 31 December 2020

In Zambian Kwacha

**6 Financial risk review (continued)**

**a) Credit risk (continued)**

**c) Off balance sheet facilities**

|  | 2020             | 2019           |
|--|------------------|----------------|
| <b>Balance at 1 January</b>                          | 468,920          | 48,915         |
| Net remeasurement of loss allowance                  | (176,069)        | (31,369)       |
| New loan commitments and financial guarantees issued | 3,191,121        | 451,374        |
| <b>Balance at 31 December</b>                        | <b>3,483,972</b> | <b>468,920</b> |

The following table provides a reconciliation between:

- amounts shown in the above tables reconciling opening and closing balances of loss allowance per class of financial instrument; and
- the 'impairment losses on financial instruments' line item in the statement of profit or loss and other comprehensive income.

| 2020   | Loans and advances to customers at amortised cost | Debt investment securities at amortised cost | Off balance sheet facilities | Total              |
|--|---|--|------------------------------|--------------------|
| Net remeasurement of loss allowance                                      | 31,211,945  | -  | (176,069)                    | 31,035,876         |
| New financial assets originated  | 12,431,726  | 77,465,954                                   | 3,191,121                    | 93,088,801         |
| Impairment on modification loss  | 8,015,295   | -  | -                            | 8,015,295          |
| Recoveries of amounts previously written off/ impaired/ other adjustment | 1,113,773   | -  | -                            | 1,113,773          |
| <b>Total</b>   | <b>52,772,739</b>                                 | <b>77,465,954</b>                            | <b>3,015,052</b>             | <b>133,253,745</b> |

| 2019   |                   |                  |                |                   |
|--|-------------------|------------------|----------------|-------------------|
| Net remeasurement of loss allowance                    | (11,067,164)      | -                | (31,369)       | (11,098,533)      |
| New financial assets originated or purchased           | 26,944,342        | 1,431,514        | 451,374        | 28,827,230        |
| Recoveries of amounts previously written off/ impaired | (80,731)          | -                | -              | (80,731)          |
| <b>Total</b>   | <b>15,796,447</b> | <b>1,431,514</b> | <b>420,005</b> | <b>17,647,966</b> |

There are significant changes in the gross carrying number of financial instruments during the period that contributed to changes in loss allowance. Loss allowances are on account of subdued economic conditions, Covid 19 impact and fluctuations in exchange rates.



# Indo Zambia Bank Limited

Notes to the financial statements (continued)  
for the year ended 31 December 2020

## 6 Financial risk review (continued)

### a) Credit risk (continued)

#### Modifications

| 2020             | Performing facilities<br>Stage 1 & 2           |                                 | Nonperforming facilities<br>Stage 3            |                                 | Total Gross<br>Amortised Cost | Total (Gain)/<br>Loss |
|------------------|--|---------------------------------|--|---------------------------------|-------------------------------|-----------------------|
|                  | Gross amortised<br>cost before<br>modification | Net modification<br>(Gain)/Loss | Gross amortised<br>cost before<br>modification | Net modification<br>(Gain)/Loss |                               |                       |
| <b>Corporate</b> | 93,996,463                                     | 6,270,311                       | 10,999,372                                     | 1,530,001                       | 104,995,835                   | 7,800,312             |
| <b>Retail</b>    | 1,392,643                                      | 214,983                         |  |                                 | 1,392,643                     | 214,983               |
| <b>Total</b>     | <b>95,389,106</b>                              | <b>6,485,294</b>                | <b>10,999,372</b>                              | <b>1,530,001</b>                | <b>106,388,478</b>            | <b>8,015,295</b>      |

#### iv) Concentration of credit risk

The Bank monitors concentrations of credit risk by sector. An analysis of concentrations of credit risk from loans and advances, loan commitments, financial guarantees and investment securities is shown below.

|   | Loans and advances to<br>customers |               | Investment securities |               |
|---|------------------------------------|---------------|-----------------------|---------------|
|   | 2020                               | 2019          | 2020                  | 2019          |
| <b>1</b> Agriculture,                             | <b>125,032,767</b>                 | 86,364,109    | -                     | -             |
| <b>2</b> Mining and quarrying                     | <b>1,908,668</b>                   | 2,363,735     | -                     | -             |
| <b>3</b> Manufacturing                            | <b>489,860,573</b>                 | 342,929,312   | -                     | -             |
| <b>4</b> Electricity, gas, water and energy       | <b>116</b>                         | -             | -                     | -             |
| <b>5</b> Construction                             | <b>8,652,754</b>                   | 9,979,733     | -                     | -             |
| <b>6</b> Wholesale and retail trade               | <b>190,293,161</b>                 | 196,434,374   | -                     | -             |
| <b>7</b> Restaurants and hotels                   | <b>35,991,488</b>                  | 5,860,384     | -                     | -             |
| <b>8</b> Transport, storage and communications    | <b>85,499,018</b>                  | 76,221,790    | -                     | -             |
| <b>9</b> Financial services                       | <b>3,923,955</b>                   | 5,813,396     | -                     | -             |
| <b>10</b> Community, social and personal services | <b>16,625,240</b>                  | 15,925,485    | -                     | -             |
| <b>11</b> Real estate                             | <b>76,021,890</b>                  | 69,069,319    | -                     | -             |
| <b>12</b> Government                              | <b>1,274,577,748</b>               | 823,016,580   | <b>3,877,875,163</b>  | 2,030,030,024 |
| <b>13</b> Others                                  | <b>388,221,787</b>                 | 532,096,645   | -                     | -             |
| Carrying amount                                   | <b>2,696,609,165</b>               | 2,166,074,862 | <b>3,877,875,163</b>  | 2,030,030,024 |

#### v) Offsetting financial assets and financial liabilities

There are no financial assets and financial liabilities that are offset in the bank's statement of financial position or that are subject to an enforceable master netting arrangement or similar agreement that covers similar financial instruments, irrespective of whether they are offset in the statement of financial position.

# Indo Zambia Bank Limited

Notes to the financial statements (continued)  
for the year ended 31 December 2020

## 6 Financial risk review (continued)

### b) Liquidity risk

For the definition of liquidity risk and information on how liquidity risk is managed by the Bank, see note 30c.

#### i. Exposure to liquidity risk

The key measure used by the Bank for managing liquidity risk is the ratio of net liquid assets to deposits from customers. For this purpose, net liquid assets are considered as including cash and cash equivalents and investment securities for which there is an active and liquid market less any deposits from banks, other borrowings and commitments maturing within the next month. A similar, but not identical calculation is used to measure the Bank's compliance with the liquidity limit established by the Bank of Zambia. Details of the reported Bank ratio of net liquid assets to deposits from customers at the reporting date and during the reporting period were as follows:

|                        | 2020           | 2019          |
|------------------------|----------------|---------------|
| At 31 December         | <b>71.12%</b>  | <b>79.15%</b> |
| Average for the period | <b>84.24%</b>  | <b>73.00%</b> |
| Maximum for the period | <b>106.59%</b> | <b>87.76%</b> |
| Minimum for the period | <b>64.41%</b>  | <b>64.44%</b> |

The minimum required by Bank of Zambia for core liquid assets is 6% (2019: 6%).

The concentration of funding requirements at any one date or from any one source is managed continuously. A substantial proportion of the Bank's deposit base is made up of current and savings accounts and other short-term customer deposits.

Indo Zambia Bank Limited  
Notes to the financial statements (continued)  
for the year ended 31 December 2020

In Zambian Kwacha

**6 Financial risk review (continued)**

**b) Liquidity risk (continued)**

**ii. Maturity analysis for financial liabilities and financial assets**

The following table below analyses financial assets and financial liabilities of the Bank into relevant contractual, undiscounted maturity groupings:

**2020**

|                                    | Carrying<br>Amount   | Gross<br>nominal     | up to<br>1 month     | 1 - 3<br>months        | 3 - 12<br>months     | 1 - 5<br>years       | Over<br>5 years      |
|------------------------------------|----------------------|----------------------|----------------------|------------------------|----------------------|----------------------|----------------------|
| <b>Financial assets</b>            |                      |                      |                      |                        |                      |                      |                      |
| Cash balances at Bank of Zambia    | 1,575,305,677        | 1,575,305,677        | 120,988,777          | -                      | 855,898,105          | -                    | 598,418,795          |
| Cash and cash equivalents          | 1,275,404,148        | 1,275,404,148        | 1,275,404,148        | -                      | -                    | -                    | -                    |
| Investment securities              | 3,877,875,163        | 3,956,772,631        | 98,395,121           | 196,423,229            | 2,419,274,793        | 983,973,734          | 258,705,754          |
| Loans and advances to customers    | 2,696,609,165        | 2,806,561,337        | 229,416,093          | 79,363,594             | 425,812,978          | 1,812,256,735        | 259,711,937          |
| Derivative financial asset         | 26,699,109           | 26,699,109           | -                    | -                      | 26,699,109           | -                    | -                    |
| Other assets                       | 230,653,316          | 230,653,316          | 133,700,300          | -                      | 56,724,842           | -                    | 40,228,174           |
| <b>Total financial assets</b>      | <b>9,682,546,578</b> | <b>9,871,396,218</b> | <b>1,857,904,439</b> | <b>275,786,823</b>     | <b>3,784,409,827</b> | <b>2,796,230,469</b> | <b>1,157,064,660</b> |
| <b>Financial liabilities</b>       |                      |                      |                      |                        |                      |                      |                      |
| Deposits from customers            | 6,570,772,409        | 6,770,772,409        | 908,902,680          | 872,437,157            | 2,628,389,870        | 2,361,042,702        | -                    |
| Borrowing                          | 1,883,501,240        | 1,983,501,240        | -                    | 538,990,931            | 512,513,885          | 931,996,424          | -                    |
| Other liabilities                  | 310,473,040          | 310,473,040          | 76,580,841           | 18,234,793             | 38,774,852           | 80,358,798           | 96,523,756           |
| Lease liabilities                  | 59,989,451           | 59,989,451           | -                    | -                      | 46,137               | 59,100,237           | 843,077              |
| Corporate tax liability            | 46,837,669           | 46,837,669           | 46,837,669           | -                      | -                    | -                    | -                    |
| <b>Total financial liabilities</b> | <b>8,871,573,809</b> | <b>9,171,573,809</b> | <b>1,032,321,190</b> | <b>1,429,662,881</b>   | <b>3,179,724,744</b> | <b>3,432,498,161</b> | <b>97,366,833</b>    |
| <b>Net liquidity gap</b>           | <b>810,972,769</b>   | <b>699,822,409</b>   | <b>825,583,249</b>   | <b>(1,153,876,058)</b> | <b>604,685,083</b>   | <b>(636,267,692)</b> | <b>1,059,697,827</b> |

# Indo Zambia Bank Limited

## Notes to the financial statements (continued)

for the year ended 31 December 2020

In Zambian Kwacha

### 6 Financial risk review(continued)

#### b) (continued)

#### ii. Maturity analysis for financial liabilities and financial assets (continued)

The following table below analyses financial assets and financial liabilities of the Bank into relevant contractual, undiscounted maturity groupings:

#### 2019

|  | Carrying               | Gross                  | up to                | 1 - 3                | 44,267                 | 44,201                 | Over                 |
|--|------------------------|------------------------|----------------------|----------------------|------------------------|------------------------|----------------------|
|  | amount                 | nominal                | 1 month              | months               | months                 | years                  | 5 years              |
| <b>Financial assets</b>                |                        |                        |                      |                      |                        |                        |                      |
| Cash balances at Bank of Zambia        | 533,315,040            | 533,315,040            | 149,258,657          | -                    | -                      | 384,056,383            | -                    |
| Cash and cash equivalents              | 753,279,822            | 753,279,822            | 753,279,822          | -                    | -                      | -                      | -                    |
| Investment securities                  | 2,030,030,024          | 2,631,461,538          | 599,227,620          | 209,641,567          | 1,494,333,388          | 189,005,721            | 139,253,242          |
| <b>Loans and advances to customers</b> | 2,166,074,860          | 2,824,368,066          | 661,519,273          | 458,025,496          | 386,540,749            | 1,204,695,039          | 113,587,509          |
| Other assets                           | 88,615,203             | 88,615,203             | 3,819,294            | 38,031,104           | 35,336,311             | -                      | 11,428,494           |
| <b>Total financial assets</b>          | <b>5,571,314,949</b>   | <b>6,831,039,669</b>   | <b>2,167,104,666</b> | <b>705,698,167</b>   | <b>1,916,210,448</b>   | <b>1,777,757,143</b>   | <b>264,269,245</b>   |
| <b>Financial liabilities</b>           |                        |                        |                      |                      |                        |                        |                      |
| Deposits from customers                | (4,506,578,010)        | (5,106,578,010)        | (859,527,654)        | (910,857,543)        | (1,658,539,190)        | (1,677,653,623)        | -                    |
| Other liabilities                      | (213,824,491)          | (213,355,571)          | (38,745,668)         | (3,795,193)          | (10,644,431)           | (9,978,022)            | -150,192,257         |
| Lease liabilities                      | (54,116,927)           | (54,116,927)           | (625,000)            | (1,250,000)          | (5,625,000)            | (46,616,927)           | -                    |
| Corporate tax liability                | (30,003,161)           | (30,003,161)           | (30,003,161)         | -                    | -                      | -                      | -                    |
| <b>Total financial liabilities</b>     | <b>(4,804,522,589)</b> | <b>(5,404,053,669)</b> | <b>(928,901,483)</b> | <b>(915,902,736)</b> | <b>(1,674,808,621)</b> | <b>(1,734,248,572)</b> | <b>(150,192,257)</b> |
| <b>Net liquidity gap</b>               | <b>766,792,360</b>     | <b>1,426,986,000</b>   | <b>1,238,203,183</b> | <b>(210,204,569)</b> | <b>241,401,827</b>     | <b>43,508,571</b>      | <b>114,076,988</b>   |

Indo Zambia Bank Limited  
Notes to the financial statements *(continued)*  
for the year ended 31 December 2020

In Zambian Kwacha

**6 Financial risk review (continued)**

**b) Liquidity risk (continued)**

**ii. Maturity analysis for financial liabilities and financial assets (continued)**

The amounts in the table above have been compiled as follows.

| Type of financial instrument                              | Basis on which amounts are compiled                                 |
|---|---|
| Non-derivative financial liabilities and financial assets | Undiscounted cash flows, which include estimated interest payments. |

The Bank's expected cash flows on some financial assets and financial liabilities vary significantly from the contractual cash flows. The principal differences are as follows:

- demand deposits from customers are expected to remain stable or increase;
- unrecognised loan commitments are not all expected to be drawn down immediately; and
- retail mortgage loans have an original contractual maturity of between 20 and 25 years but an average expected maturity of six years because customers take advantage of early repayment options.

As part of the management of liquidity risk arising from financial liabilities, the Bank holds liquid assets comprising cash and cash equivalents, and debt securities issued by sovereigns, which can be readily sold to meet liquidity requirements. In addition, the Bank maintains agreed lines of credit with other banks and holds unencumbered assets eligible for use as collateral with central banks (these amounts are referred to as the 'Bank's liquidity reserves').

The following table sets out the gross carrying amounts of non-derivative financial assets and financial liabilities expected to be recovered or settled less than 12 months after the reporting date.

|                                 | 2020                 | 2019          |
|---------------------------------|----------------------|---------------|
| <b>Financial assets</b>         |                      |               |
| Investment securities           | <b>2,714,093,143</b> | 1,703,202,575 |
| Loans and advances to customers | <b>734,592,665</b>   | 906,085,518   |
|                                 | <b>3,448,685,808</b> | 2,609,288,093 |
| <b>Financial liabilities</b>    |                      |               |
| Deposits from customers         | <b>4,209,729,707</b> | 2,828,924,387 |

Indo Zambia Bank Limited  
Notes to the financial statements(continued)  
for the year ended 31 December 2020

In Zambian Kwacha

**6 Financial risk review (continued)**

**b) Liquidity risk (continued)**

**ii. Maturity analysis for financial liabilities and financial assets (continued)**

The following table sets out the components of the Bank's liquidity reserves.

|   | 2020<br>Carrying amount | 2020<br>Fair value   | 2019<br>Carrying amount | 2019<br>Fair value   |
|---|-------------------------|----------------------|-------------------------|----------------------|
| Balances with central banks                       | 1,575,305,667           | 1,575,305,667        | 533,315,040             | 533,315,040          |
| Cash and cash equivalents                         | 1,275,404,148           | 1,275,404,148        | 753,279,822             | 753,279,822          |
| Unencumbered debt securities issued by sovereigns | 3,154,507,146           | 3,154,507,146        | 2,010,070,618           | 2,010,070,618        |
| Undrawn credit lines granted by other banks*      | 105,795,000             | 105,795,000          | 70,550,000              | 70,550,000           |
| <b>Total liquidity reserves</b>                   | <b>6,111,011,961</b>    | <b>6,111,011,961</b> | <b>3,367,215,480</b>    | <b>3,367,215,480</b> |

\* Undrawn line of credit of USD 5 million is sanctioned by Bank of Baroda, New York.

**iv. Net debt reconciliation**

The section sets out an analysis of net debt and the movements in net debt for each of the periods presented.

|                                      | 2020            | 2019          |
|--------------------------------------|-----------------|---------------|
| Cash and cash equivalents            | 2,850,709,825   | 1,286,594,862 |
| Borrowings                           | (1,883,501,240) | -             |
| Lease liabilities                    | (59,989,451)    | (54,116,927)  |
| Total liquidity reserves             | 907,219,134     | 1,232,477,935 |
| Cash and cash equivalents            | 2,850,709,825   | 1,286,594,862 |
| Gross debt - fixed interest rates    | (1,943,490,691) | (54,116,927)  |
| Gross debt - variable interest rates | -               | -             |
| Total liquidity reserves             | 907,219,134     | 1,232,477,935 |

|                                    | Liabilities from financing activities |              | Other assets            | Total         |
|------------------------------------|---------------------------------------|--------------|-------------------------|---------------|
|                                    | Borrowings                            | Leases       | Cash & cash equivalents |               |
| <b>2020</b>                        |                                       |              |                         |               |
| Net balance as at 1 January 2020   | -                                     | (54,116,927) | 1,286,594,862           | 1,232,477,935 |
| Cash flows                         | (1,883,501,240)                       | -            | 1,545,106,915           | (338,394,325) |
| Foreign exchange differences       | -                                     | (5,872,524)  | 19,008,048              | 13,135,524    |
| Net balance as at 31 December 2020 | (1,883,501,240)                       | (59,989,451) | 2,850,709,825           | 907,219,134   |
| <b>2019</b>                        |                                       |              |                         |               |
| Net balance as at 1 January 2019   | -                                     | (58,003,214) | 806,872,055             | 748,868,841   |
| Cash flows                         | -                                     | 3,886,287    | 475,711,650             | 479,597,937   |
| Foreign exchange differences       | -                                     | -            | 4,011,157               | 4,011,157     |
| Net balance as at 31 December 2019 | -                                     | (54,116,927) | 1,286,594,862           | 1,232,477,935 |

Indo Zambia Bank Limited  
Notes to the financial statements(continued)  
for the year ended 31 December 2020

In Zambian Kwacha

**6 Financial risk review (continued)**  
**b) Liquidity risk (continued)**

**iv. Financial assets available to support future funding**

The following table sets out the availability of the Bank's financial assets to support future funding.

|                                  | Note | Encumbered                               | Unencumbered            |                      | Total                |
|----------------------------------|------|--|-------------------------|----------------------|----------------------|
|                                  |      | Pledged as collateral<br>(at Fair value) | Available as collateral | Other                |                      |
| <b>31 December 2020</b>          |      |  |                         |                      |                      |
| Cash balances at Bank of Zambia* | 17   | -  | 1,575,305,677           | -                    | 1,575,305,677        |
| Cash and cash equivalents        | 17   | -  | 1,112,669,263           | 162,734,885          | 1,275,404,148        |
| Investment securities            | 18   | 723,368,017                              | 3,154,507,146           | -                    | 3,877,875,163        |
| Loans and advances to customer   | 19   | 1,379,517,150                            | -                       | 1,317,092,015        | 2,696,609,165        |
| Derivative financial asset       | 35   | -  | -                       | 26,699,165           | 26,699,165           |
| Other financial assets           | 20   | -  | -                       | 230,653,316          | 230,653,316          |
| <b>Total assets</b>              |      | <b>2,102,885,167</b>                     | <b>5,842,482,086</b>    | <b>1,737,179,381</b> | <b>9,682,546,634</b> |
| <b>31 December 2019</b>          |      |  |                         |                      |                      |
| Cash balances at Bank of Zambia* | 17   | -  | 533,315,040             | -                    | 533,315,040          |
| Cash and cash equivalents        | 17   | -  | 583,718,983             | 169,560,839          | 753,279,822          |
| Investment securities            | 18   | 19,959,406                               | 2,010,070,618           | -                    | 2,030,030,024        |
| Loans and advances to customer   | 19   | -  | -                       | 2,166,074,860        | 2,166,074,860        |
| Other financial assets           | 20   | -  | -                       | 88,615,203           | 88,615,203           |
| <b>Total assets</b>              |      | <b>19,959,406</b>                        | <b>3,127,104,641</b>    | <b>2,424,250,902</b> | <b>5,571,314,949</b> |

\* Represents assets that are not restricted for use as collateral, but that the Bank would not consider readily available to secure funding in the normal course of business.

**v. Financial assets pledged as collateral**

The total financial assets recognised in the statement of financial position that had been pledged as collateral for liabilities at 31 December 2020 and 2019 is shown in the preceding table.

Financial assets are pledged as collateral as part of sales and repurchases, securities borrowing and securitisation transactions under terms that are usual and customary for such activities. In addition, as part of these transactions, the Bank has received collateral that it is permitted to sell or repledge in the absence of default.

At 31 December 2020, the fair value of financial assets accepted as collateral that the Bank is permitted to sell or repledge in the absence of default was K571.10 million (2019: K60 million). There were no assets that were repledged or sold in the year.

Indo Zambia Bank Limited  
Notes to the financial statements (continued)  
for the year ended 31 December 2020

In Zambian Kwacha

**6 Financial risk review (continued)**

**c) Market risk**

For the definition of market risk and information on how the Bank manages the market risks see Note 30(d).

**i) Exposure to interest rate risk - non-trading portfolios**

The Bank's operations are subject to the risk of interest rate fluctuations to the extent that interest-earning assets (including investments) and interest-bearing liabilities mature or re-price at different times and/or in differing amounts. In the case of floating rate assets and liabilities the Bank is also exposed to basis risk, which is the difference in re-pricing characteristics of the various floating rate indices. Asset-liability risk management activities are conducted in the context of the Bank's sensitivity to interest rate changes. The following is a summary of the Bank's interest rate gap position on non-trading portfolios. The interest rate repricing gap table analyses the full-term structure of interest rate mismatches within the Bank's balance sheet based on either (i) the next repricing date or the maturity date if floating rate or (ii) the maturity date if fixed rate.

| 2020                               | Fixed rate instruments |                       |                           |                        |                        |                        |
|------------------------------------|------------------------|-----------------------|---------------------------|------------------------|------------------------|------------------------|
|                                    | Total                  | Zero rate instruments | Floating rate instruments | Less than 3 months     | 3 months- 1 year       | Over 1 year            |
| Cash balances at Bank of Zambia    | 1,575,305,677          | 771,693,677           | -                         | 803,612,000            | -                      | -                      |
| Cash and cash equivalents          | 1,275,404,148          | 734,404,148           | -                         | 541,000,000            | -                      | -                      |
| Investment securities              | 3,877,875,163          | -                     | -                         | 294,818,350            | 2,419,274,793          | 1,163,782,020          |
| Loans and advances to customers    | 2,696,609,165          | -                     | -                         | 308,779,687            | 425,812,978            | 1,962,016,500          |
| Derivative financial asset         | 26,699,109             | 26,699,109            | -                         | -                      | -                      | -                      |
| Other assets                       | 230,653,316            | 230,653,316           | -                         | -                      | -                      | -                      |
| <b>Total financial assets</b>      | <b>9,682,546,578</b>   | <b>1,763,450,250</b>  | <b>-</b>                  | <b>1,948,210,037</b>   | <b>2,845,087,771</b>   | <b>3,125,798,520</b>   |
| <b>Financial liabilities</b>       |                        |                       |                           |                        |                        |                        |
| Deposits from customers            | (6,570,772,409)        | -                     | -                         | (1,681,339,837)        | (2,528,389,870)        | (2,361,042,702)        |
| Borrowing                          | (1,883,501,240)        | -                     | -                         | (538,990,931)          | (412,513,885)          | (931,996,424)          |
| Lease liabilities                  | (59,989,451)           | -                     | -                         | -                      | (46,137)               | (59,943,314)           |
| Other liabilities                  | (310,473,040)          | (310,473,040)         | -                         | -                      | -                      | -                      |
| <b>Total financial liabilities</b> | <b>(8,824,736,140)</b> | <b>(310,473,040)</b>  | <b>-</b>                  | <b>(2,220,330,768)</b> | <b>(2,940,949,892)</b> | <b>(3,352,982,440)</b> |
| <b>Interest rate gap position</b>  | <b>857,810,438</b>     | <b>1,452,977,210</b>  | <b>-</b>                  | <b>(272,120,731)</b>   | <b>(95,862,121)</b>    | <b>(227,183,920)</b>   |

| 2019                               | Fixed rate instruments |                        |                           |                      |                        |                        |
|------------------------------------|------------------------|------------------------|---------------------------|----------------------|------------------------|------------------------|
|                                    | Total                  | Zero rate instruments  | Floating rate instruments | Less than 3 months   | 3 months - 1 year      | Over 1 year            |
| Cash balances at Bank of Zambia    | 533,315,040            | 533,315,040            | -                         | -                    | -                      | -                      |
| Cash and cash equivalents          | 753,279,822            | 693,279,822            | -                         | 60,000,000           | -                      | -                      |
| Investment securities              | 2,030,030,024          | -                      | -                         | 408,869,187          | 1,294,333,388          | 326,827,449            |
| Loans and advances to customers    | 2,166,074,860          | -                      | -                         | 619,547,739          | 286,540,809            | 1,259,986,312          |
| Other assets                       | 88,615,203             | 88,615,203             | -                         | -                    | -                      | -                      |
| <b>Total financial assets</b>      | <b>5,571,314,949</b>   | <b>1,315,210,065</b>   | <b>-</b>                  | <b>1,088,416,926</b> | <b>1,580,874,197</b>   | <b>1,586,813,761</b>   |
| <b>Financial liabilities</b>       |                        |                        |                           |                      |                        |                        |
| Deposits from customers            | (4,506,578,010)        | (1,088,679,639)        | -                         | (759,956,496)        | (1,263,249,675)        | (1,394,692,200)        |
| Lease liabilities                  | (54,116,927)           | -                      | -                         | -                    | -                      | (54,116,927)           |
| Other liabilities                  | (213,824,491)          | (213,824,491)          | -                         | -                    | -                      | -                      |
| <b>Total financial liabilities</b> | <b>(4,774,519,428)</b> | <b>(1,302,504,130)</b> | <b>-</b>                  | <b>(759,956,496)</b> | <b>(1,263,249,675)</b> | <b>(1,448,809,127)</b> |
| <b>Interest rate gap position</b>  | <b>796,795,521</b>     | <b>12,705,935</b>      | <b>-</b>                  | <b>328,460,430</b>   | <b>317,624,522</b>     | <b>138,004,634</b>     |



## 6 Financial risk review *(continued)*

### c) Market risk *(continued)*

#### i) Exposure to interest rate risk - non-trading portfolios *(continued)*

| Interest rate sensitivity analysis                      | 2020   |        | 2019   |        |
|---|--------|--------|--------|--------|
|   | ZMW    | US\$   | ZMW    | US\$   |
| Increase in basis points                                | 0.50   | 0.50   | 0.50   | 0.50   |
| Sensitivity of annual net interest income (in millions) | (2.98) | 0.42   | 4.22   | (0.02) |
| Decrease in basis points                                | 0.50   | 0.50   | 0.50   | 0.50   |
| Sensitivity of annual net interest income (in millions) | 2.98   | (0.42) | (4.22) | 0.02   |

#### ii) Exposure to currency risks – non-trading portfolios

The Bank takes on exposure to the effects of fluctuations in the prevailing foreign currency exchange rates on its financial position and cash flows. The Bank of Zambia sets limits on the level of exposure by currency and in aggregate for both overnight and intra-day positions, which are monitored daily.

The Bank is exposed to currency risk through transactions in foreign currencies. The Bank's transactional exposures give rise to foreign currency gains and losses recognised in profit or loss. These exposures comprise the monetary assets and monetary liabilities of the Bank and are as follows (in Zambian Kwacha terms).

| 2020                           | US dollar          | Pound            | Euro           | Rand           | Rupee            | Total              |
|--------------------------------|--------------------|------------------|----------------|----------------|------------------|--------------------|
| Monetary assets                | 2,315,104,153      | 17,294,321       | 16,939,467     | 13,813,613     | 28,519           | 2,363,180,073      |
| Monetary liabilities           | (2,301,133,094)    | (16,280,948)     | (16,179,010)   | (13,787,001)   | (154,978)        | (2,347,535,031)    |
| <b>Net recognised position</b> | <b>13,971,059</b>  | <b>1,013,373</b> | <b>760,457</b> | <b>26,612</b>  | <b>(126,459)</b> | <b>15,645,042</b>  |
| 2019                           |                    |                  |                |                |                  |                    |
| Monetary assets                | 1,425,197,614      | 14,981,668       | 7,861,178      | 5,405,376      | 80,749           | 1,453,526,585      |
| Monetary liabilities           | (1,430,712,562)    | (14,787,474)     | (7,749,740)    | (5,215,444)    | (99,062)         | (1,458,564,282)    |
| <b>Net recognised position</b> | <b>(5,514,948)</b> | <b>194,194</b>   | <b>111,438</b> | <b>189,932</b> | <b>(18,313)</b>  | <b>(5,037,697)</b> |

In respect of monetary assets and liabilities in foreign currencies that are not economically hedged, the Bank ensures that its net exposure is kept to an acceptable level by buying and selling foreign currencies at spot rates when considered appropriate.

Indo Zambia Bank Limited  
Notes to the financial statements (continued)  
for the year ended 31 December 2020  
In Zambian Kwacha

6 Financial risk review (continued)

c) Market risk (continued)

ii) Exposure to currency risk- non-trading portfolios (continued)

Exchange rate sensitivity

A strengthening (weakening) of the Kwacha by 10 percent, as indicated below against the USD, GBP, Euro, Rupee and ZAR at 31 December 2020 would have increased (decreased) equity and profit or loss by the amounts shown below. This computation is based on the foreign exchange rate variance that the company considered reasonably possible at the reporting date. The computation assumes all the other variables remain constant.

|                         | Strengthening    |                  | Weakening          |                    |
|-------------------------|------------------|------------------|--------------------|--------------------|
|                         | Equity           | Profit or loss   | Equity             | Profit or loss     |
| <b>31 December 2020</b> |                  |                  |                    |                    |
| USD                     | <b>1,397,106</b> | <b>1,397,106</b> | <b>(1,397,106)</b> | <b>(1,397,106)</b> |
| GBP                     | <b>101,337</b>   | <b>101,337</b>   | <b>(101,337)</b>   | <b>(101,337)</b>   |
| Euro                    | <b>76,046</b>    | <b>76,046</b>    | <b>(76,046)</b>    | <b>(76,046)</b>    |
| ZAR                     | <b>2,661</b>     | <b>2,661</b>     | <b>(2,661)</b>     | <b>(2,661)</b>     |
| Rupee                   | <b>(12,646)</b>  | <b>(12,646)</b>  | <b>12,646</b>      | <b>12,646</b>      |
|                         |                  |                  |                    |                    |
| <b>31 December 2019</b> |                  |                  |                    |                    |
| USD                     | 551,495          | 551,495          | (551,495)          | (551,495)          |
| GBP                     | (19,419)         | (19,419)         | 19,419             | 19,419             |
| Euro                    | (11,144)         | (11,144)         | 11,144             | 11,144             |
| ZAR                     | (18,993)         | (18,993)         | 18,993             | 18,993             |
| Rupee                   | 1,831            | 1,831            | (1,831)            | (1,831)            |

**6 Financial risk review**(continued)

**d) Capital management**

The Bank's objectives when managing capital, which is a broader concept than the 'equity' on the face of the statement of financial position, are:

- To comply with the capital requirements set by the Bank of Zambia;
- To safeguard the Bank's ability to continue as a going concern so that it can continue to provide returns for shareholders and benefits for other stakeholders; and
- To maintain a strong capital base to support the development of its business.
- Maintain the dividend policy and dividend declarations of the Bank while taking into consideration shareholder and regulatory expectations.

Capital adequacy and use of regulatory capital are monitored regularly by management, employing techniques based on the guidelines developed by the Basel Committee, as implemented by the Bank of Zambia for supervisory purposes. The required information is filed with the Bank of Zambia on a monthly basis.

**i. Regulatory capital**

Capital adequacy and use of regulatory capital are monitored regularly by management, employing techniques based on the guidelines developed and maintained by the Bank of Zambia for supervisory purposes. The required information is filed with the Bank of Zambia on a monthly basis. There was no change in the capital regulation during the year under review. In implementing current capital requirements Bank of Zambia requires banks:

- To maintain the higher of a minimum 10% ratio of total capital to total risk-weighted assets or hold a minimum K520 million whichever is higher;
- Maintain primary or Tier 1 capital of not less than 5% of total risk weighted assets; and
- Maintain total capital of not less than 10% of risk-weighted assets plus risk-weighted unrecognised items.

There was no change in the capital regulation during the year under review.

The Bank's regulatory capital is analysed into two tiers:

- Primary (Tier 1) capital, which includes paid-up common shares, retained earnings, statutory reserves less adjustment for assets of little or no realizable value.
- Secondary (Tier 2) capital, which includes qualifying subordinated term debt and revaluation reserves limited to a maximum of 40% of revaluation reserves. The maximum amount of total secondary capital is limited to 100% of primary capital.

The Bank fully complied with all externally imposed capital requirements throughout the year.

Indo Zambia Bank Limited  
Notes to the financial statements (continued)  
for the year ended 31 December 2020  
In Zambian Kwacha

6 Financial risk review(continued)

d) Capital management (continued)

i. Regulatory capital (continued)

Computation of capital position

|  | 2020                 | 2019                 |
|--|----------------------|----------------------|
| <b>I Primary (Tier 1) Capital</b>  |                      |                      |
| (a) Paid-up common shares  | 416,000,000          | 416,000,000          |
| (b) Eligible preferred shares  | -                    | -                    |
| (c) Contributed surplus  | -                    | -                    |
| (d) Retained earnings  | 680,821,714          | 488,857,998          |
| (e) General reserves   | 126,369              | 126,369              |
| (f) Statutory reserves   | 15,000,000           | 15,000,000           |
| (g) Minority interests (common shareholders' equity)   | -                    | -                    |
| <b>(h) Sub-total A (items a to g)</b>  | <b>1,111,948,083</b> | <b>919,984,367</b>   |
| Subtractions:  |                      |                      |
| (i) Goodwill and other intangible assets   | -                    | -                    |
| (j) Investments in unconsolidated subsidiaries and associates                                      | -                    | -                    |
| (k) Lending of a capital nature to subsidiaries and associates                                     | -                    | -                    |
| (l) Holding of other banks' or financial institutions' capital instruments                         | -                    | -                    |
| (m) Assets pledged to secure liabilities   | -                    | -                    |
| (n) Sub-total B (items i to m)   | -                    | -                    |
| Provisions   | -                    | -                    |
| Assets of little or no realised value  | -                    | -                    |
| Other adjustments (prepayment)   | -                    | -                    |
| (o) Sub-total C (other adjustments)  | -                    | -                    |
| <b>(p) Total primary capital [ h - (n to o)]</b>   | <b>1,111,948,083</b> | <b>919,984,367</b>   |
| <b>II Secondary (tier 2) capital</b>   |                      |                      |
| (a) Eligible preferred shares  | -                    | -                    |
| (b) Eligible subordinated term debt  | -                    | -                    |
| (c) Eligible loan stock / capital  | -                    | -                    |
| (d) Eligible general provisions  | -                    | -                    |
| (e) Revaluation reserves. (Maximum is 40% of revaluation reserves)                                 | 13,046,622           | 7,471,840            |
| (f) Other  | -                    | -                    |
| <b>(g) Total secondary capital</b>   | <b>13,046,622</b>    | <b>7,471,840</b>     |
| <b>III Eligible secondary capital</b>  | <b>13,046,622</b>    | <b>7,471,840</b>     |
| (The maximum amount of secondary capital is limited to 100% of primary capital)                    |                      |                      |
| <b>IV Eligible total capital (I(p) + III) (Regulatory capital)</b>                                 | <b>1,124,994,705</b> | <b>927,456,207</b>   |
| <b>V Minimum total capital requirement (10% of total on and unrecognized risk weighted assets)</b> | <b>(520,000,000)</b> | <b>(520,000,000)</b> |
| <b>VI Excess (IV minus V)</b>  | <b>604,994,705</b>   | <b>407,456,207</b>   |
| <b>VII Risk weighted assets</b>  | <b>3,743,949,100</b> | <b>2,273,126,000</b> |

# Indo Zambia Bank Limited

## Notes to the financial statements *(continued)*

*for the year ended 31 December 2020*

---

*In Zambian Kwacha*

### **6 Financial risk review** *(continued)*

#### **d) Capital management** *(continued)*

The Bank's policy is to maintain a strong capital base to maintain investor, creditor and market confidence and to sustain the future development of the business. The impact of the level of capital on shareholders' returns is also recognised and the Bank recognises the need to maintain a balance between the higher returns that might be possible with greater gearing and the advantages and security afforded by a stronger capital position.

#### **ii. Capital allocation**

Management uses regulatory capital ratios to monitor its capital base. The allocation of capital between specific operations and activities is, to a large extent, driven by optimisation of the return achieved on the capital allocated. The amount of capital allocated to each operation or activity is based primarily on regulatory capital requirements, but in some cases the regulatory requirements do not fully reflect the varying degree of risk associated with different activities. In these cases, the capital requirements may be flexed to reflect differing risk profiles, subject to the overall level of capital to support an operation or activity not falling below the minimum required for regulatory purposes. The process of allocating capital to specific operations and activities is undertaken independently of those responsible for the operation by Bank Risk and Bank Credit and is subject to review by the Bank Asset and Liability Management Committee (ALCO).

Although maximisation of the return on risk-adjusted capital is the principal basis used in determining how capital is allocated within the Bank to operations or activities, it is not the sole basis used for decision making. Account is also taken of synergies with other operations and activities, the availability of management and other resources, and the fit of the activity with the Bank's longer-term strategic objectives.

# Indo Zambia Bank Limited

## Notes to the financial statements(continued)

### for the year ended 31 December 2020

In Zambian Kwacha

#### 7 Interest income

See accounting policies in note 32 b

|                                 | 2020                 | 2019               |
|---------------------------------|----------------------|--------------------|
| Loans and advances to customers | 473,842,900          | 469,769,074        |
| Investment securities           | 771,697,609          | 346,816,939        |
| Other                           | 54,319,765           | 16,563,901         |
|                                 | <b>1,299,860,274</b> | <b>833,149,914</b> |

#### 8 Interest expense

See accounting policies in note 32 b

|                         |                    |                    |
|-------------------------|--------------------|--------------------|
| Deposits from customers | 359,773,311        | 293,438,220        |
| Other                   | 114,021,390        | 2,650,619          |
|                         | <b>473,794,701</b> | <b>296,088,839</b> |

#### 9 Fee and commission income

See accounting policies in note 32 c

|                              |                   |                   |
|------------------------------|-------------------|-------------------|
| Retail banking customer fees | 63,793,620        | 76,203,768        |
| Loans and advances fees      | 25,188,424        | 4,292,375         |
|                              | <b>88,982,044</b> | <b>80,496,143</b> |

#### Performance obligations and revenue recognition policies

Fee and commission income from contracts with customers are measured based on the consideration specified in a contract with a customer. The Bank recognises revenue when it transfers control over a service to a customer.

The following table provides information about the nature and timing of the satisfaction of performance obligations in contracts with customers, including significant payment terms, and the related revenue recognition policies.

# Indo Zambia Bank Limited

## Notes to the financial statements *(continued)*

### for the year ended 31 December 2020

In Zambian Kwacha

## 9 Fee and commission income *(continued)*

See accounting policy 32(c)

### Performance obligations and revenue recognition policies *(continued)*

| Type of service                      | Nature and timing of satisfaction of performance obligations, including significant payment terms   | Revenue recognition under IFRS 15 (applicable from 1 January 2018)   |
|--------------------------------------|---|--|
| Retail and corporate banking service | <p>The Bank provides banking services to retail and corporate customers, including account management, provision of overdraft facilities, foreign currency transactions and servicing fees.</p> <p>Fees for ongoing account management are charged to the customer's account on a monthly basis. The Bank sets the rates on an annual basis.</p> <p>Transaction-based fees for interchange, foreign currency transactions and overdrafts are charged to the customer's account when the transaction takes place.</p> <p>Servicing fees are charged on a monthly basis and are based on fixed rates reviewed annually by the Bank.</p> | <p>Revenue from account service and servicing fees is recognised over time as the services are provided.</p> <p>Revenue related to transactions is recognised at the point in time when the transaction takes place.</p> |

## 10 Net trading income

See accounting policies in note 32 d

|   | 2020       | 2019       |
|---|------------|------------|
| Foreign currency transaction gains      | 40,221,408 | 42,302,704 |
| Fair value gain on financial derivative | 26,699,109 | -          |
|   | 66,920,517 | 42,302,704 |

## 11 Other income

See accounting policies in note 32 d

|  |            |            |
|--|------------|------------|
| Gain on disposal of property and equipment | 142,564    | 252,005    |
| Cheque book charges                        | 1,290,888  | 1,307,096  |
| Swift charges recovered                    | 6,513,310  | 4,749,312  |
| Correspondent banking charges receivable   | 5,944,589  | 4,699,628  |
| Farmer input support programme income      | -          | -          |
| Other income                               | 27,086,932 | 241,673    |
|  | 40,978,283 | 11,249,714 |

Indo Zambia Bank Limited  
Notes to the financial statements(continued)  
for the year ended 31 December 2020

In Zambian Kwacha

**12 Administrative expenses**

|                                    | 2020               | 2019              |
|------------------------------------|--------------------|-------------------|
| Audit fees                         | 1,567,992          | 1,019,708         |
| Non audit services                 | 125,316            | 500,000           |
| Directors fees (Note 29e)          | 7,877,409          | 6,337,481         |
| Depreciation                       | 18,039,395         | 17,085,156        |
| Stationery                         | 5,871,140          | 5,496,033         |
| Swift and telephone                | 2,761,174          | 2,296,529         |
| Security charges                   | 9,713,687          | 7,890,013         |
| Bank of Zambia supervisory charges | 15,479,478         | 11,430,748        |
| Repairs and maintenance            | 2,360,985          | 1,514,959         |
| Payment gateway charges            | 9,365,144          | 6,051,830         |
| Fuel expenses                      | 6,199,334          | 3,530,615         |
| Legal charges                      | 9,600,859          | 890,326           |
| Administrative expenses            | 20,266,473         | 17,142,907        |
|                                    | <b>109,228,386</b> | <b>81,186,305</b> |

**13 Operating expenses**

|   |                    |                    |
|---|--------------------|--------------------|
| Staff costs                                     | 297,370,730        | 203,724,211        |
| National Pension Scheme Authority contributions | 4,266,649          | 3,781,257          |
| Directors' emoluments (Note 29e)                | 9,320,784          | 4,103,053          |
| Property related expenses                       | 21,440,369         | 2,566,814          |
| Depreciation on right of use assets             | 11,520,313         | 10,874,680         |
| Interest expense on Leases                      | 5,081,486          | 5,145,388          |
| Advertising                                     | 23,809,337         | 16,867,207         |
| License fees                                    | 19,846,766         | 8,485,891          |
| ICT expenses                                    | 34,128,874         | 19,979,975         |
| Office expenses                                 | 19,333,036         | 16,229,204         |
|   | <b>446,118,344</b> | <b>291,757,680</b> |

The following items are included within employee benefits expense:

|                               |                    |                    |
|-------------------------------|--------------------|--------------------|
| Staff cost                    | 297,370,730        | 203,724,211        |
| Pension contributions (NAPSA) | 4,266,649          | 3,781,257          |
|                               | <b>301,637,379</b> | <b>207,505,468</b> |

Staff costs relate to basic salary, housing allowance, annual leave pay, upkeep allowance, fuel allowance and medical scheme costs.



Indo Zambia Bank Limited  
Notes to the financial statements(continued)  
for the year ended 31 December 2020

In Zambian Kwacha

**14 Income taxes**

See accounting policies in note 32e

| a) <b>Current tax expense</b>                    | <b>2020</b>         | <b>2019</b>  |
|--|---------------------|--------------|
| Current year                                     | <b>178,313,109</b>  | 118,999,668  |
| Current tax under provision in prior year (2019) | -                   | -            |
| Deferred tax (note 14d))                         | <b>(53,686,608)</b> | (16,474,351) |
| <b>Total income tax expense</b>                  | <b>124,626,501</b>  | 102,525,317  |

The income tax expense for the current year is subject to agreement with the Zambia Revenue Authority

**b) Reconciliation of effective tax rate**

|   |            | <b>2020</b>        |     | <b>2019</b> |
|---|------------|--------------------|-----|-------------|
| Profit before income tax                          |            | <b>334,345,941</b> |     | 280,937,690 |
| Tax calculated at the tax rate of                 | <b>35%</b> | <b>117,021,079</b> | 35% | 98,328,192  |
| Non-deductible expenses - penalties               | <b>0%</b>  | -                  | 0%  | 9,420       |
| Non-deductible expenses - others                  | <b>2%</b>  | <b>7,934,345</b>   | 2%  | 4,305,101   |
| Deferred tax adjustment for prior year            | <b>0%</b>  | <b>(328,923)</b>   | 0%  | (117,396)   |
| Current tax under provision in prior year         |            | -                  |     | -           |
| <b>Total income tax expense in profit or loss</b> | <b>37%</b> | <b>124,626,501</b> | 36% | 102,525,317 |

**c) Current income tax movement in the statement of financial position**

|  |                      |               |
|--|----------------------|---------------|
| Current tax liability/(asset) at the beginning of the year | <b>30,003,161</b>    | 38,659,959    |
| Charge for the year - 2019                                 | -                    | -             |
| Adjusted opening balance                                   | <b>30,003,161</b>    | 38,659,959    |
| Charge for the year  | <b>178,313,109</b>   | 118,999,668   |
| Tax paid   | <b>(161,478,601)</b> | (127,656,466) |
| <b>Current tax liability at the end of the year</b>        | <b>46,837,669</b>    | 30,003,161    |

# Indo Zambia Bank Limited

## Notes to the financial statements *(continued)*

### for the year ended 31 December 2020

In Zambian Kwacha

#### 14(d) Deferred tax assets and liabilities

See accounting policies in note 32 e

i) The following are the deferred tax (assets)/liabilities recognised by the Bank.

|  | Assets              |              | Liabilities       |            | Net                 |                   |
|--|---------------------|--------------|-------------------|------------|---------------------|-------------------|
|  | 2020                | 2019         | 2020              | 2019       | 2020                | 2019              |
| Property and Equipment                               | <b>(3,261,554)</b>  | (3,669,826)  | -                 | -          | <b>(3,261,554)</b>  | (3,669,826)       |
| Revaluation  | -                   | -            | <b>12,705,570</b> | 12,705,570 | <b>12,705,570</b>   | <b>12,705,570</b> |
| Amortisation of revaluation surplus                  | <b>6,188,307</b>    | (1,191,643)  | -                 | -          | <b>5,956,973</b>    | (1,191,643)       |
| Bad debts provision                                  | <b>(35,914,380)</b> | (24,449,765) | -                 | -          | <b>(35,914,380)</b> | (24,449,765)      |
| Right Of Use Assets                                  | <b>(6,497,309)</b>  | (1,260,688)  | -                 | -          | <b>(6,497,309)</b>  | (1,260,688)       |
| Adjustment to opening IFRS 9 provision               | -                   | -            | <b>6,719,613</b>  | 6,719,613  | <b>6,719,613</b>    | 6,719,613         |
| Clearing account provision                           | -                   | (569,334)    | -                 | -          | -                   | (569,334)         |
| Provision for off balance sheet and loan commitments | <b>(1,055,268)</b>  | -            | -                 | -          | <b>(1,055,268)</b>  | -                 |
| Provision for impairment on Investments              | <b>(27,113,084)</b> | -            | -                 | -          | <b>(27,113,084)</b> | -                 |
| Employee Provisions                                  | <b>(19,293,846)</b> | (9,499,221)  | -                 | -          | <b>(19,293,846)</b> | (9,499,221)       |
|  | <b>(86,947,134)</b> | (40,640,477) | <b>19,425,183</b> | 19,425,183 | <b>(67,753,285)</b> | (21,215,294)      |

All balances are non-current.

Indo Zambia Bank Limited  
Notes to the financial statements (continued)  
for the year ended 31 December 2020

In Zambian Kwacha

**14(d) Deferred tax assets and liabilities**

See accounting policies in note 32 e

ii) Movement in temporary differences during the year.

i) The following is the movement in the deferred tax (assets)/liabilities during the year.

|  | Balance at 1 January 2019 | Recognised in profit or loss | Recognised in equity | Balance at 31 December 2019 | Recognised in profit or loss | Recognised in equity | Balance at 31 December 2020 |
|--|---------------------------|------------------------------|----------------------|-----------------------------|------------------------------|----------------------|-----------------------------|
| Property and Equipment                               | (3,349,061)               | (320,765)                    | -                    | (3,669,826)                 | 408,272                      | -                    | (3,261,554)                 |
| Revaluation  | 12,705,570                | -                            | -                    | 12,705,570                  | -                            | -                    | 12,705,570                  |
| Amortisation of revaluation surplus                  | (960,309)                 | -                            | (231,334)            | (1,191,643)                 | -                            | 7,148,616            | 5,956,973                   |
| Bad debts provision                                  | (19,056,089)              | (5,393,676)                  | -                    | (24,449,765)                | (11,464,615)                 | -                    | (35,914,381)                |
| Right of use of Asset                                | -                         | (1,260,688)                  | -                    | (1,260,688)                 | (5,236,621)                  | -                    | (6,497,309)                 |
| Adjustment to opening IFRS 9 provision               | 6,719,613                 | -                            | -                    | 6,719,613                   | -                            | -                    | 6,719,613                   |
| Clearing account provision                           | (569,334)                 | -                            | -                    | (569,333)                   | 569,333                      | -                    | -                           |
| Provision for off balance sheet and loan commitments | -                         | -                            | -                    | -                           | (1,055,268)                  | -                    | (1,055,268)                 |
| Provision for impairment Investments                 | -                         | -                            | -                    | -                           | (27,113,084)                 | -                    | (27,113,084)                |
| Employee Provisions                                  | -                         | (9,499,221)                  | -                    | (9,499,221)                 | (9,794,625)                  | -                    | (19,293,846)                |
|  | <b>(4,509,610)</b>        | <b>(16,474,350)</b>          | <b>(231,334)</b>     | <b>(21,215,294)</b>         | <b>(53,686,608)</b>          | <b>7,148,616</b>     | <b>(67,753,285)</b>         |

# Indo Zambia Bank Limited

## Notes to the financial statements (continued)

for the year ended 31 December 2020

In Zambian Kwacha

### 15 Financial assets and financial liabilities

#### a. Classification of financial assets and financial liabilities

See accounting policies in Notes 32(g)(ii) and (g)(vii).

The following table provides a reconciliation between line items in the statement of financial position and categories of financial instruments.

|   | Note | 2020                 |                   |                       | 2019                 |                       |
|---|------|----------------------|-------------------|-----------------------|----------------------|-----------------------|
|   |      | Amortised cost       |                   | Total carrying amount | Amortised cost       | Total carrying amount |
| Cash balances at Bank of Zambia         | 17   | 1,575,305,677        | -                 | 1,575,305,677         | 533,315,040          | 533,315,040           |
| Cash and cash equivalents               | 17   | 1,275,404,148        | -                 | 1,275,404,148         | 753,279,822          | 753,279,822           |
| Investment securities at amortised cost | 18   | 3,877,875,163        | -                 | 3,877,875,163         | 2,030,030,024        | 2,030,030,024         |
| Loans and advances at amortised cost    | 19   | 2,696,609,165        | -                 | 2,696,609,165         | 2,166,074,860        | 2,166,074,860         |
| Derivative financial asset              | 35   | -                    | 26,699,109        | 26,699,109            | -                    | -                     |
| Other assets                            | 20   | 230,653,316          |                   | 230,653,316           | 88,615,203           | 88,615,203            |
| <b>Total financial assets</b>           |      | <b>9,655,847,469</b> | <b>26,699,109</b> | <b>9,682,546,578</b>  | <b>5,571,314,949</b> | <b>5,571,314,949</b>  |
| Deposits from customers                 | 22   | 6,570,772,409        | -                 | 6,570,772,409         | 4,506,578,010        | 4,506,578,010         |
| Borrowing                               | 26   | 1,883,501,240        | -                 | 1,883,501,240         |                      |                       |
| Lease liability                         |      | 59,989,451           | -                 | 59,989,451            |                      |                       |
| Other liabilities                       | 23   | 310,473,040          |                   | 310,473,040           | 213,824,491          | 213,824,491           |
| <b>Total financial liabilities</b>      |      | <b>8,824,736,140</b> | <b>-</b>          | <b>8,824,736,140</b>  | <b>4,720,402,501</b> | <b>4,720,402,501</b>  |

### 16 Cash and cash equivalents

See accounting policies in note 32 h

|                                    | 2020                 | 2019               |
|------------------------------------|----------------------|--------------------|
| <b>Balances at Central Bank</b>    |                      |                    |
| Current balances at Bank of Zambia | 120,988,777          | 149,258,657        |
| Bank of Zambia statutory reserve   | 598,418,795          | 384,056,383        |
| Open Market operations             | 855,898,105          | -                  |
| <b>Total</b>                       | <b>1,575,305,677</b> | <b>533,315,040</b> |
| <b>Current</b>                     | <b>976,886,882</b>   | <b>149,258,657</b> |
| <b>Non-current</b>                 | <b>598,418,795</b>   | <b>384,056,383</b> |
| <b>Total</b>                       | <b>1,575,305,677</b> | <b>533,315,040</b> |

# Indo Zambia Bank Limited

## Notes to the financial statements *(continued)*

### for the year ended 31 December 2020

In Zambian Kwacha

#### 17 Cash and cash equivalents (continued)

Cash and balances with other banks

|                           | 2020                 | 2019               |
|---------------------------|----------------------|--------------------|
| Cash on hand              | 162,734,885          | 169,560,839        |
| Balances with local banks | 541,000,000          | 60,000,000         |
| Balance with banks abroad | 571,669,263          | 523,718,983        |
| <b>Total</b>              | <b>1,275,404,148</b> | <b>753,279,822</b> |
| <b>Current</b>            | <b>1,275,404,148</b> | <b>753,279,822</b> |

The total statutory reserve held with Bank of Zambia, as a minimum reserve requirement, is not available for the Bank's daily business. The reserve represents a requirement by the Banking and Financial Services Act and is a percentage of the Bank's local and foreign currency liabilities to the public. At 31 December 2020, the required percentage was 9% (2019: 9%). Therefore, this is not added to the cashflow statement.

#### 18 Investment securities

See accounting policies in note 32 j

|                           | 2020                 | 2019                 |
|---------------------------|----------------------|----------------------|
| Treasury bills            | 2,297,252,750        | 1,699,380,893        |
| Government bonds          | 1,357,546,652        | 136,188,882          |
| Euro bonds                | 301,973,229          | 195,891,763          |
| <b>Total</b>              | <b>3,956,772,631</b> | <b>2,031,461,538</b> |
| Impairment loss provision | (78,897,468)         | (1,431,514)          |
| <b>Net of impairment</b>  | <b>3,877,875,163</b> | <b>2,030,030,024</b> |
| <b>Current</b>            | <b>2,297,252,750</b> | <b>1,702,002,812</b> |
| <b>Non-current</b>        | <b>1,580,622,413</b> | <b>328,027,212</b>   |
|                           | <b>3,877,875,163</b> | <b>2,030,030,024</b> |

Included in investment securities are treasury bills with a total face value of K800 million (2019: K25 million) pledged as security by the Bank for transactions with various counter parties and the Zambia Electronic Clearing House.

| The movement in Government securities is as follows: | Treasury             | Government Bonds     | Total                |
|--|----------------------|----------------------|----------------------|
| Opening balance                                      | 1,698,549,774        | 331,480,250          | 2,030,030,024        |
| Additions  | 2,379,642,049        | 1,485,751,851        | 3,865,393,900        |
| Disposals  | (1,780,939,073)      | (157,712,220)        | (1,938,651,293)      |
| Impairment provision                                 | (45,806,884)         | (33,090,584)         | (78,897,468)         |
| <b>Closing balance</b>                               | <b>2,251,445,866</b> | <b>1,626,429,297</b> | <b>3,877,875,163</b> |

# Indo Zambia Bank Limited

Notes to the financial statements(continued)

for the year ended 31 December 2020

In Zambian Kwacha

## 19 Loans and advances to customers

See accounting policies in note 32i

|                             | 2020                 |                      |                      | 2019          |                      |                 |
|-----------------------------|----------------------|----------------------|----------------------|---------------|----------------------|-----------------|
|                             | Gross amount         | Impairment allowance | Carrying amount      | Gross amount  | Impairment allowance | Carrying amount |
| <b>Retail customers:</b>    |                      |                      |                      |               |                      |                 |
| Mortgage lending            | 131,648,438          | 14,173,878           | 117,474,560          | 94,605,794    | (1,228,387)          | 93,377,407      |
| Personal loans              | 349,506,844          | 37,629,508           | 311,877,336          | 435,221,519   | (14,242,407)         | 420,979,112     |
| Term loans                  | 38,391,430           | 6,054,286            | 32,337,144           | 44,887,865    | (1,024,064)          | 43,863,801      |
| <b>Total</b>                | <b>519,546,712</b>   | <b>57,857,672</b>    | <b>461,689,040</b>   | 574,715,178   | (16,494,858)         | 558,220,320     |
| <b>Corporate customers:</b> |                      |                      |                      |               |                      |                 |
| Term loans                  | 1,736,954,954        | 34,897,507           | 1,702,057,447        | 1,145,981,871 | (32,967,413)         | 1,113,014,458   |
| Overdrafts                  | 550,059,671          | 17,196,993           | 532,862,678          | 503,671,017   | (8,830,935)          | 494,840,082     |
| <b>Total</b>                | <b>2,287,014,625</b> | <b>52,094,500</b>    | <b>2,234,920,125</b> | 1,649,652,888 | (41,798,348)         | 1,607,854,540   |
| <b>Total loans</b>          | <b>2,806,561,337</b> | <b>109,952,172</b>   | <b>2,696,609,165</b> | 2,224,368,066 | (58,293,206)         | 2,166,074,860   |

|             | 2020                 | 2019          |
|-------------|----------------------|---------------|
| Current     | 734,592,665          | 906,085,518   |
| Non-current | 1,962,016,500        | 1,259,989,342 |
|             | <b>2,696,609,165</b> | 2,166,074,860 |

# Indo Zambia Bank Limited

Notes to the financial statements (continued)  
for the year ended 31 December 2020

In Zambian Kwacha

## 19 Loans and advances to customers (continued)

See accounting policies in note 32i

### Analysis of off-balance sheet facilities

#### Contingent liabilities, commitments

See accounting policies in note 32g

To meet the financial needs of customers, the Bank enters various irrevocable commitments and contingent liabilities. These consist of financial guarantees, letters of credit and other commitments to lend. Even though these obligations may not be recognised on the statement of financial position, they contain credit risk and, therefore, form part of the overall risk of the Bank. Impairment on off balance sheet exposures is performed by adjusting the gross exposure by the credit conversion factor (CCFs) and in turn adjusting the converted exposure by multiplying by the Loss Given Default (LGD). Credit conversion factors (CCFs) are derived using guidance set forth in Basel-II. Letters of credit and guarantees commit the Bank to make payments on behalf of customers in the event of a specific act, generally related to the import or export of goods. Guarantees and standby letters of credit carry a similar credit risk to loans. The nominal values of such commitments are listed below:

| 2020                 |                   |                  |                   |
|----------------------|-------------------|------------------|-------------------|
|                      | Gross amount      | Impairment       | Carrying amount   |
| Financial guarantees | 41,443,376        | (262,126)        | 41,236,582        |
| Letters of credit    | 11,939,092        | (206,794)        | 11,676,966        |
| <b>Total</b>         | <b>53,382,468</b> | <b>(468,920)</b> | <b>52,913,548</b> |
| 2019                 |                   |                  |                   |
| Financial guarantees | 29,126,595        | (206,794)        | 28,919,801        |
| Letters of credit    | 9,253,484         | (262,126)        | 8,991,358         |
| <b>Total</b>         | <b>38,380,079</b> | <b>(468,920)</b> | <b>37,911,159</b> |
| Current              |                   | 52,913,548       | 37,911,159        |

## 20 Other assets

|  | 2020               | 2019              |
|--|--------------------|-------------------|
| Inter branch accounts receivable                 | -                  | 5,469             |
| Cash Settlement                                  | 100,769,738        | -                 |
| Prepaid expenses                                 | 19,017,826         | 5,904,512         |
| Visa settlement receivables                      | 4,753,025          | 4,786,046         |
| Mark to market on staff loan receivables         | 52,696,045         | 47,343,766        |
| National financial switch settlement receivables | 2,724,082          | 1,173,330         |
| Recoverable deposits                             | 19,110,705         | 11,428,494        |
| Wallet banking settlements                       | 20,659,833         | -                 |
| <b>Other assets</b>                              | <b>10,922,062</b>  | <b>17,973,586</b> |
|  | <b>230,653,316</b> | <b>88,615,203</b> |
| Current  | 56,080,592         | 77,186,709        |
| Non-current                                      | 174,572,724        | 11,428,494        |
|  | <b>230,653,316</b> | <b>88,615,203</b> |

# INDO ZAMBIA BANK LIMITED

## Notes to the financial statements (continued)

for the year ended 31 December 2020

In Zambian Kwacha

### 21 a Property and equipment

See accounting policies in note 32n

|                                    | Land and buildings | Leasehold improvements | Motor vehicles   | Computer and office equipment | Furniture and fixtures | Capital work in progress | Total              |
|------------------------------------|--------------------|------------------------|------------------|-------------------------------|------------------------|--------------------------|--------------------|
| <b>Cost/ revalued assets</b>       |                    |                        |                  |                               |                        |                          |                    |
| At 1 January 2019                  | 92,503,370         | 31,282,404             | 7,045,885        | 55,062,849                    | 44,034,446             | 759,346                  | 230,688,300        |
| Additions                          | 13,725,254         | 264,866                | 503,207          | 7,469,886                     | 3,417,631              | 25,265,460               | 50,646,304         |
| Transfers                          | 10,006,700         | -                      | -                | 10,789,605                    | 1,390,560              | (22,186,865)             | -                  |
| Disposals                          | -                  | -                      | (937,492)        | -                             | (21,832)               | -                        | (959,324)          |
| Write-off                          | -                  | (1,759,864)            | -                | (289,414)                     | (721,621)              | (645,213)                | (3,416,113)        |
| <b>Balance at 31 December 2019</b> | <b>116,235,324</b> | <b>29,787,406</b>      | <b>6,611,600</b> | <b>73,032,926</b>             | <b>48,099,184</b>      | <b>3,192,728</b>         | <b>276,959,167</b> |
| At 1 January 2020                  | 116,235,324        | 29,787,406             | 6,611,600        | 73,032,926                    | 48,099,184             | 3,192,728                | 276,959,167        |
| Additions                          | -                  | -                      | -                | 7,233,444                     | -                      | 59,651,990               | 66,885,434         |
| Revaluation                        | 21,746,525         | -                      | -                | -                             | -                      | -                        | 21,746,525         |
| Transfers                          | 2,570,929          | -                      | -                | 7,253,394                     | 5,294,755              | (15,119,078)             | -                  |
| Disposals                          | -                  | -                      | (833,236)        | -                             | -                      | -                        | (833,236)          |
| <b>At 31 December 2020</b>         | <b>140,552,779</b> | <b>29,787,406</b>      | <b>5,778,364</b> | <b>87,519,764</b>             | <b>53,393,939</b>      | <b>47,725,640</b>        | <b>364,757,892</b> |
| <b>Depreciation</b>                |                    |                        |                  |                               |                        |                          |                    |
| <b>Balance at 1 January 2019</b>   | <b>5,683,907</b>   | <b>17,055,275</b>      | <b>3,442,028</b> | <b>45,458,859</b>             | <b>37,585,776</b>      | <b>-</b>                 | <b>109,225,845</b> |
| Charge for the year                | 1,836,115          | 2,754,767              | 1,091,712        | 7,263,592                     | 4,139,105              | -                        | 17,085,291         |
| Disposals                          | -                  | -                      | (748,985)        | -                             | (18,870)               | -                        | (767,855)          |
| Depreciation write back            | -                  | (831,478)              | -                | (284,774)                     | (707,556)              | -                        | (1,823,808)        |
| <b>At 31 December 2019</b>         | <b>7,520,022</b>   | <b>18,978,564</b>      | <b>3,784,755</b> | <b>52,437,677</b>             | <b>40,998,455</b>      | <b>-</b>                 | <b>123,719,473</b> |
| Balance at 1 January 2020          | 7,520,022          | 18,978,564             | 3,784,755        | 52,437,677                    | 40,998,455             | -                        | 123,719,473        |
| Charge for the year                | 1,853,840          | 2,536,508              | 1,080,128        | 8,601,296                     | 3,967,623              | -                        | 18,039,395         |
| Disposals                          | -                  | -                      | (824,080)        | -                             | -                      | -                        | (824,080)          |
| <b>At 31 December 2020</b>         | <b>9,373,862</b>   | <b>21,515,070</b>      | <b>4,040,805</b> | <b>61,038,973</b>             | <b>44,966,078</b>      | <b>-</b>                 | <b>140,934,788</b> |
| <b>Carrying amounts</b>            |                    |                        |                  |                               |                        |                          |                    |
| <b>At 31 December 2019</b>         | <b>108,715,302</b> | <b>10,808,842</b>      | <b>2,826,845</b> | <b>20,595,249</b>             | <b>7,100,729</b>       | <b>3,192,728</b>         | <b>153,239,693</b> |
| <b>At 31 December 2020</b>         | <b>131,178,917</b> | <b>8,272,336</b>       | <b>1,737,559</b> | <b>26,480,791</b>             | <b>8,427,861</b>       | <b>47,725,640</b>        | <b>223,823,104</b> |

Included in property and equipment are fully depreciated assets with a cost of K64.45 million (2019: K68.67million). In December 2020, land and buildings were revalued by Fairworld Properties Limited, Registered Valuation Surveyors, based on open market. The revaluation surplus arising was K21.75m. In the opinion of the directors, the carrying value of land and buildings at 31 December 2020 approximates fair value.

In accordance with section 247 of the Companies Act a list of the Bank's properties is available for inspection at the registered office.



# Indo Zambia Bank Limited

## Notes to the financial statements *(continued)*

for the year ended 31 December 2020

In Zambian Kwacha

### 21 a Property and equipment *(continued)*

If the buildings were stated on a historical cost basis, the carrying value would be as follows:

|                          | 2020        | 2019        |
|--------------------------|-------------|-------------|
| Cost                     | 36,109,799  | 33,538,869  |
| Accumulated depreciation | (5,660,902) | (5,091,964) |
| Net book value           | 30,448,897  | 28,446,905  |

#### Measurement of fair value

##### (i) Fair value hierarchy

The fair value of land and building was determined by external, independent property valuers Fairworld Properties Limited, Registered Valuation Surveyors having appropriate recognised professional qualifications and recent experience in the location and category of the property being valued.

The independent valuers provide the fair value of the Bank's land and building every 5 years as at the balance sheet date.

The fair value measurement for land and building has been categorised as a Level 3 fair value based on the inputs to the valuation technique used.

##### (i) Valuation technique and inputs

Level 3 fair values of buildings are based on prevailing market prices are determined by prices obtained for similar buildings in an arm's length transaction after proper marketing wherein the parties had each acted knowledgeably, prudently and without compulsion. The most significant input into this valuation approach is the valuation of similar buildings based on recent transactions

# Indo Zambia Bank Limited

## Notes to the financial statements(continued)

for the year ended 31 December 2020

In Zambian Kwacha

### 21(b) Leases

See accounting policies in note 32m

#### A. Leases as lessee

The bank leases a number of branches, ATM premises, residence for officers and ATM machines. The leases typically run for a period of one year to 10 years, with an option to renew the lease after that date. For some leases, payments are renegotiated every five years to reflect market rentals. Lease terms are negotiated on an individual basis. The average tenure of ATM leases is 2years while for premises its 5years. Kwacha denominated leases are discounted at an average discount rate of 25%, Dollar denominated leases are discounted at an average rate of 8%.

#### i) Right-of-use assets

##### 2020

|                                       | Buildings         | ATM space        | ATM Machines     | Total             |
|---------------------------------------|-------------------|------------------|------------------|-------------------|
| Opening balance 1 January 2020        | 35,358,804        | 5,689,639        | 9,451,498        | 50,499,941        |
| Additions                             | 1,321,367         | -                | 2,082,112        | 3,403,479         |
| Derecognition of Right of use assets* | -                 | (210,233)        | (157,395)        | (367,628)         |
| Depreciation charge for the year      | (7,677,411)       | (1,264,423)      | (2,578,479)      | (11,520,313)      |
| <b>Balance at 31 December 2020</b>    | <b>29,002,760</b> | <b>4,214,983</b> | <b>8,797,736</b> | <b>42,015,479</b> |

##### 2019

|                                    |                   |                  |                  |                   |
|------------------------------------|-------------------|------------------|------------------|-------------------|
| Opening balance 1 January 2019     | 39,691,873        | 6,496,968        | 11,814,373       | 58,003,214        |
| Additions                          | 1,969,386         | -                | -                | 1,969,386         |
| Depreciation charge for the year   | (6,302,455)       | (807,329)        | (2,362,875)      | (9,472,659)       |
| <b>Balance at 31 December 2019</b> | <b>35,358,804</b> | <b>5,689,639</b> | <b>9,451,498</b> | <b>50,499,941</b> |

#### ii) Lease Liabilities

##### 2020

|   | Buildings         | ATM space        | ATM Machines      | Total             |
|---|-------------------|------------------|-------------------|-------------------|
| Opening balance 1 January 2019                  | 37,182,643        | 6,624,615        | 10,309,669        | 54,116,927        |
| Additions                                       | 759,067           | 100,000          | 1,938,724         | 2,797,791         |
| Derecognition of lease Liability*               | (50,000)          | (199,594)        | (182,950)         | (432,544)         |
| Interest expense                                | 3,309,474         | 507,194          | 1,264,818         | 5,081,486         |
| Lease payments                                  | (12,728,645)      | (863,560)        | (1,702,812)       | (15,295,017)      |
| Foreign currency revaluation of Lease Liability | 14,238,406        | 429,708          | (947,306)         | 13,720,808        |
| <b>Balance at 31 December 2020</b>              | <b>42,710,945</b> | <b>6,598,363</b> | <b>10,680,143</b> | <b>59,989,451</b> |

\* During the year, the bank derecognized Right of use asset and Outstanding Lease liability for the contract at Intercity City ATM premises and the respective ATM machine due to terminations of the contracts at the respective location

Indo Zambia Bank Limited  
Notes to the financial statements (continued)  
for the year ended 31 December 2020

In Zambian Kwacha

**21 (b) Leases (continued)**

See accounting policies in note 32m

**A. Leases as lessee**

**2019**

|                                | Buildings   | ATM space | ATM Machines | Total        |
|--------------------------------|-------------|-----------|--------------|--------------|
| <b>2020</b>                    |             |           |              |              |
| Opening balance 1 January 2019 | 39,691,873  | 6,596,968 | 11,814,373   | 58,103,214   |
| Additions                      | 1,812,594   | 100,000   | -            | 1,912,594    |
| Payments                       | (7,468,998) | (641,569) | (2,933,702)  | (11,044,269) |
| Interest expense               | 3,147,174   | 569,216   | 1,428,998    | 5,145,388    |
| Balance at 31 December 2019    | 37,182,643  | 6,624,615 | 10,309,669   | 54,116,927   |

**iii) Maturity Analysis – contractual undiscounted cash flows**

|   | 2020              |
|---|-------------------|
| <b>Rent in Kwacha</b>   |                   |
| Between one year  | 15,635,936        |
| More than one year  | 2,802,638         |
| <b>Rent quoted in dollars (amounts in kwacha)</b>             |                   |
| Less than one year  | 42,270            |
| Between one year and five years                               | 37,451,536        |
| More than five years  | 957,071           |
| <b>Total undiscounted Lease liabilities as at 31 December</b> | <b>56,889,451</b> |
| <b>2019</b>   |                   |
| <b>Rent in Kwacha</b>   |                   |
| Between one year and five years                               | 29,953,736        |
| More than five years  | 4,279,879         |
| <b>Rent quoted in dollars (amounts in kwacha)</b>             |                   |
| Less than one year  | 163,497           |
| Between one year and five years                               | 37,624,390        |
| More than five years  | 988,862           |
| <b>Total undiscounted Lease liabilities as at 31 December</b> | <b>73,010,364</b> |

# Indo Zambia Bank Limited

Notes to the financial statements (continued)

for the year ended 31 December 2020

In Zambian Kwacha

## 21 (b) Leases(continued)

### A. Leases as lessee (continued)

#### iv) Breakdown of Amounts recognised in the balance sheet

##### Right of use assets

|                     | 31 December 2020  | 31 December 2019  |
|---------------------|-------------------|-------------------|
| Office space        | 27,848,292        | 33,389,418        |
| ATM premises        | 4,214,983         | 5,689,639         |
| ATM Machines        | 8,797,736         | 9,451,498         |
| Officer's Residence | 1,154,468         | 1,969,386         |
|                     | <b>42,015,479</b> | <b>50,499,941</b> |

##### Lease Liabilities

|                              | 31 December 2020  | 31 December 2019  |
|------------------------------|-------------------|-------------------|
| Office space                 | 39,033,071        | 33,470,049        |
| ATM premises                 | 5,498,363         | 5,624,615         |
| ATM Machines                 | 10,680,142        | 10,309,669        |
| Officer's Residence          | 1,677,875         | 1,812,594         |
|                              | <b>56,889,451</b> | <b>51,216,927</b> |
| <b>Restoration costs</b>     |                   |                   |
| Office space                 | 1,900,000         | 1,800,000         |
| ATM premises                 | 1,100,000         | 1,000,000         |
| Officer's Residence          | 100,000           | 100,000           |
|                              | <b>3,100,000</b>  | <b>2,900,000</b>  |
| <b>Total Lease Liability</b> | <b>59,989,451</b> | <b>54,116,927</b> |

- Residence pertains to lease for Officer's residence. In addition, new leases were entered into during the year at Levy Mwanawasa medical University, recycler machines at Chipata and Industrial branch which resulted in increases in restoration costs
- No restoration costs are considered for ATM machines as the vendor is responsible for the dismantling costs save for the two recycler machines at Chipata and Industrial branch.

Indo Zambia Bank Limited  
Notes to the financial statements (continued)  
for the year ended 31 December 2020  
In Zambian Kwacha

**21(b) Leases(continued)**

**A. Leases as lessee(continued)**

**v) Amounts recognised in the statement of profit and loss**

The statement of profit and loss shows the following amounts relating to leases:

Depreciation charge of Right of use assets

|                     | 2020              | 2019              |
|---------------------|-------------------|-------------------|
| Office space        | 6,862,493         | 6,718,957         |
| ATM Premises        | 1,264,423         | 1,317,480         |
| ATM Machines        | 2,578,479         | 2,362,874         |
| Officer's Residence | 814,918           | 475,369           |
|                     | <b>11,520,313</b> | <b>10,874,680</b> |

- The bank has presented interest expense on the lease liability separately from the depreciation charge for the right-of-use asset. Interest expense on the lease liability is a component of finance costs, which are presented separately in the statement of profit or loss and OCI.

**Amounts recognised in statement of cash flows**

**Interest expense**

|                     | 2020             | 2019             |
|---------------------|------------------|------------------|
| Office space        | 3,172,790        | 3,066,812        |
| ATM premises        | 507,194          | 569,216          |
| ATM Machines        | 1,264,818        | 1,428,998        |
| Officer's Residence | 136,684          | 80,362           |
|                     | <b>5,081,486</b> | <b>5,145,388</b> |

**Principal payments**

|                     | 2020              | 2019             |
|---------------------|-------------------|------------------|
| Office space        | 8,633,031         | 4,020,919        |
| ATM premises        | 356,365           | 1,199,911        |
| ATM Machines        | 437,995           | 1,504,703        |
| Officer's Residence | 786,140           | 532,161          |
|                     | <b>10,213,531</b> | <b>7,257,694</b> |

**Amounts recognised as short-term leases**

|                     | 2020           | 2019           |
|---------------------|----------------|----------------|
| Officer's Residence | 513,671        | 762,534        |
|                     | <b>513,671</b> | <b>762,534</b> |

# Indo Zambia Bank Limited

## Notes to the financial statements *(continued)*

for the year ended 31 December 2020

---

In Zambian Kwacha

### **21(b) Leases***(continued)*

#### **A. Leases as lessee***(continued)*

During the year, the bank entered into short lease term leases. The short-term leases include rent paid for one of the officers for Eight Months before he was moved to bank flats. These leases are short-term, and the bank has elected not to recognize right-of-use assets and lease liabilities for these leases.

The bank has classified: – cash payments for the principal portion of lease payments as well as cash payments for the interest portion as financing activities and – short-term lease payments as operating activities

#### **vi) The Bank's leasing activities and how these are accounted for**

The bank leases various offices, ATM machines, residence, and ATM space. Rental contracts are typically made for fixed periods of 1 year to 10 years but may have extension options as described in (v) below.

Contracts may contain both lease and non-lease components. The bank allocates the consideration in the contract to the lease and non-lease components based on their relative stand-alone prices.

Lease terms are negotiated on an individual basis and contain a wide range of different terms and conditions. The lease agreements do not impose any covenants other than the security interests in the leased assets that are held by the vendor. Leased assets may not be used as security for borrowing purposes.

Until the 2018 financial year, leases of property, plant and equipment were classified as either finance leases or operating leases. From 1 January 2019, leases are recognized as a right-of-use asset and a corresponding liability at the date at which the leased asset is available for use by the bank.

Assets and liabilities arising from a lease are initially measured on a present value basis. Lease liabilities include the net present value of the following lease payments:

- fixed payments (including in-substance fixed payments), less any lease incentives receivable
- Variable lease payment that are based on an index or a rate, initially measured using the index or rate as at the commencement date
- Amounts expected to be payable by the Bank under residual value guarantees
- The exercise price of a purchase option if the Bank is reasonably certain to exercise that option, and
- Payments of penalties for terminating the lease, if the lease term reflects the bank exercising that option.

# Indo Zambia Bank Limited

## Notes to the financial statements (continued)

for the year ended 31 December 2020

In Zambian Kwacha

### 21(b) Leases (continued)

#### A. Leases as lessee(continued)

##### vii) The Bank's leasing activities and how these are accounted for

Lease payments to be made under reasonably certain extension options are also included in the measurement of the liability.

The lease payments are discounted using the interest rate implicit in the lease. If that rate cannot be readily determined, the lessee's incremental borrowing rate is used, being the rate that the individual lessee would have to pay to borrow the funds necessary to obtain an asset of similar value to the right-of-use asset in a similar economic environment with similar terms, security and conditions.

To determine the incremental borrowing rate, the Bank:

- where possible, uses recent third-party financing received by the individual lessee as a starting point, adjusted to reflect changes in financing conditions since third party financing was received
- For rentals quoted in kwacha the incremental borrowing rate is determined as BOZ policy rate plus a credit risk premium of five(5) per cent whereas for lease payments quoted in dollar, the incremental borrowing rate is determined as Libor rate plus credit risk premium of 5%.

The Bank is exposed to potential future increases in variable lease payments based on an index or rate, which are not included in the lease liability until they take effect. When adjustments to lease payments based on an index or rate takes effect, the lease liability is reassessed and adjusted against the right-of-use asset.

In addition, sensitivity check was conducted on the financial Lease liability, to assess the impact when there is an upward or downward movement of 5% on the incremental borrowing rate. The sensitivity results are as detailed below

| 2020             | Current    | Increase by 5% | Decrease by 5% |
|------------------|------------|----------------|----------------|
| Interest expense | 5,081,486  | 6,908,605      | 2,795,243      |
| Lease liability  | 59,989,45  | 56,145,084     | 65,313,669     |
| 2019             |            |                |                |
| Interest expense | 5,081,486  | 1,827,119      | 2,286,242      |
| Lease liability  | 59,989,451 | 3,844,366      | 5,324,218      |

# Indo Zambia Bank Limited

## Notes to the financial statements *(continued)*

for the year ended 31 December 2020

---

In Zambian Kwacha

### **21(b) Leases***(continued)*

#### A. **Leases as lessee***(continued)*

##### **viii) The Bank's leasing activities and how these are accounted for (continued)**

An increase of five per cent on the existing incremental borrowing rate was going to result in an increase in interest expense to k 6,908,605.57 representing 35.95 per cent increase and a decrease in Lease Liability to K56,145,084.63 representing a 6.4 per cent decrease.

A decrease of five per cent in the incremental borrowing rate was going to result in a decrease in Interest Expense to K2,795,243.33 representing a percentage decrease of 45 per cent whereas lease liability was going to increase to K65,313,669.03 representing a percentage increase of 8.8 per cent.

Lease payments are allocated between principal and interest expense on leases. The Interest expense is charged to profit or loss over the lease period so as to produce a constant periodic rate of interest on the remaining balance of the liability for each period.

Right-of-use assets are measured at cost comprising the following:

- The amount of the initial measurement of lease liability
- Any lease payments made at or before the commencement date less any lease incentives received
- Any initial direct costs, and
- Restoration costs.

Right-of-use assets are generally depreciated over the shorter of the asset's useful life and the lease term on a straight-line basis. If the bank is reasonably certain to exercise a purchase option, the right-of-use asset is depreciated over the underlying asset's useful life. While the bank revalues its land and buildings that are presented within property, plant and equipment, it has chosen not to do so for the right-of-use buildings held by the bank.



# Indo Zambia Bank Limited

Notes to the financial statements (continued)

for the year ended 31 December 2020

In Zambian Kwacha

## 22 Deposits from customers

See accounting policies in note 32k

|                                     | 2020                 | 2019                 |
|-------------------------------------|----------------------|----------------------|
| Current & demand deposits           | 2,893,255,030        | 1,363,351,910        |
| Savings deposits                    | 1,362,982,825        | 963,239,830          |
| Term deposits                       | 2,314,534,554        | 2,179,986,270        |
|                                     | <b>6,570,772,409</b> | <b>4,506,578,010</b> |
| Current                             |                      |                      |
| • Repayable on demand               | 4,256,237,855        | 2,326,591,740        |
| • Three months or less              | 803,590,471          | 605,249,444          |
| • Between three months and one year | 1,211,811,680        | 1,417,043,637        |
| Non-current                         |                      |                      |
| • Between one year and three years  | 299,132,403          | 157,693,189          |
|                                     | <b>6,570,772,409</b> | <b>4,506,578,010</b> |

## 23 Other liabilities

See accounting policies in note 32g

|   | 2020               | 2019               |
|---|--------------------|--------------------|
| Bills payable                                     | 3,779,758          | 3,795,193          |
| Indirect taxes payable                            | 15,199,968         | 8,186,092          |
| Accrued expenses                                  | 33,243,982         | 19,883,431         |
| Employee provisions                               | 171,642,195        | 150,192,256        |
| Foreign exchange swaps                            | 16,000,500         | -                  |
| National financial switch settlement payables     | 5,459,429          | 2,103,890          |
| Cash margins                                      | 9,521,550          | 9,978,022          |
| Forex settlements                                 | 42,318,000         | 6,169,783          |
| Other liabilities                                 | 9,823,686          | 13,046,904         |
| Impairment for off balance sheet assets (note 26) | 3,483,972          | 468,920            |
|   | <b>310,473,040</b> | <b>213,824,491</b> |
| Current   | 129,309,295        | 53,654,212         |
| Non-current                                       | 181,163,745        | 160,170,279        |
|   | <b>310,473,040</b> | <b>213,824,491</b> |

## 24 Property and Equipment written off

(See accounting policies in note 32n)

The Bank wrote off some items relating to Computer and office equipment and furniture and fittings in its continued modernisation of its branch network. The amounts written off have been included in the income statement.

|                               | 2020           | 2019     |
|-------------------------------|----------------|----------|
| Computer and Office Equipment | 8,792          | -        |
| Furniture and Fittings        | 121,203        | -        |
|                               | <b>129,995</b> | <b>-</b> |

# Indo Zambia Bank Limited

## Notes to the financial statements (continued)

### for the year ended 31 December 2020

In Zambian Kwacha

#### 25 Share capital (continued)

See accounting policies in note 32 q

The holders of ordinary shares are entitled to vote at meetings of the Bank and to dividends as declared from time to time. After the reporting date, a dividend of K75,000,000 (2019: K71,500,000) was proposed. The dividends have not been recognised as liabilities, therefore, there are no tax consequences.

#### 26 Contingent liabilities

In common with other banks, the Bank conducts business involving acceptances, letters of credit, guarantees, performance bonds and indemnities. The majority of these facilities are offset by corresponding obligations of third parties.

There were contingent liabilities as at 31 December 2020 amounting to K52.91 million (2019: K37.91million). These are financial guarantees and letters of credit, which are not recognised in the statement of financial position.

|   | 2020        | 2019       |
|---|-------------|------------|
| Financial guarantees (note 19)              | 41,443,376  | 29,126,595 |
| Acceptances and letters of credit (note 19) | 11,939,092  | 9,253,484  |
| Total                                       | 53,382,468  | 38,380,079 |
| Impairment                                  | (3,483,972) | (468,920)  |
| Net carrying amount                         | 49,898,496  | 37,911,159 |

#### Nature of contingent liabilities

An acceptance is an undertaking by a bank to pay a bill of exchange drawn on a customer. The Bank expects most acceptances to be presented, and reimbursement by the customer is normally immediate. Letters of credit commit the Bank to make payments to third parties, on production of documents, which are subsequently reimbursed by customers.

Guarantees are generally written by a bank to support performance by a customer to third parties. The Bank will only be required to meet these obligations in the event of the customer's default.

#### 27 Subsequent events

A dividend of K0.180 per share (2019: K0.172) was proposed after the reporting date.

# Indo Zambia Bank Limited

## Notes to the financial statements(continued)

for the year ended 31 December 2020

In Zambian Kwacha

### 28 Capital commitments

During the year 2020, the bank has purchased a commercial land for development of new corporate office. The bank has expected capital commitments of K 55 million for period of two years. All the capital commitments are current.

### 29 Related party transactions

The Bank's major shareholder is Industrial Development Corporation (40%), Bank of Baroda (20%), Bank of India (20%) and Central Bank of India (20%). There are other companies which are related to Indo Zambia Bank Limited through the Industrial Development Company.

Nature of transactions:

- During the year bank has lent the credit facilities to Industrial Development Corporation.
- In the normal course of business, current accounts are operated, and placings of foreign currencies are made with Bank of Baroda and Bank of India at market rates.
- Loans and advances to with key management and officers of the bank are offered at preferential rates.
- Transactions with shareholders and related entities are undertake based on the normal business terms and conditions as though it were an external party.

(a) Balances Held with other banks (all balances are current)

|                | 2020        | 2019        |
|----------------|-------------|-------------|
| Bank of Baroda | 64,034,236  | 207,236,081 |
| Bank of India  | 195,244,014 | 44,006,281  |
|                | 259,278,250 | 251,242,362 |

b) Interest paid by

|                |         |           |
|----------------|---------|-----------|
| Bank of Baroda | 487,847 | 1,499,333 |
|----------------|---------|-----------|

c) Deposits (All balances are current)

|  |             |            |
|--|-------------|------------|
| Government of the Republic of Zambia -<br>(Central Government) | 185,095,909 | 74,823,341 |
|--|-------------|------------|

Indo Zambia Bank Limited  
Notes to the financial statements(continued)  
for the year ended 31 December 2020

In Zambian Kwacha

**29 Related party transactions(continued)**

d) *Key management compensation (Key management personnel includes executive management)*

|                                  | 2020              | 2019       |
|----------------------------------|-------------------|------------|
| Salaries and short-term benefits | <b>48,295,494</b> | 32,735,364 |
| Terminal benefits                | <b>10,996,423</b> | 5,829,623  |
|                                  | <b>59,291,917</b> | 38,564,987 |

e) Directors' remuneration

|                                 |                   |            |
|---------------------------------|-------------------|------------|
| Directors' fees (Note 13)       | <b>7,877,409</b>  | 6,337,481  |
| Directors' emoluments (Note 14) | <b>9,320,784</b>  | 4,103,053  |
|                                 | <b>17,198,193</b> | 10,440,534 |

f) Related party loans  
2020

|   | Directors        | Key management     |
|---|------------------|--------------------|
| Loans outstanding at beginning of the year  | <b>707,777</b>   | <b>9,892,861</b>   |
| Loan advances during the year               | <b>85,000</b>    | <b>5,807,544</b>   |
| Loan repayments during the year             | <b>(248,210)</b> | <b>(3,505,387)</b> |
| <b>Loans outstanding at end of the year</b> | <b>544,567</b>   | <b>12,195,018</b>  |
| Interest earned                             | <b>58,106</b>    | <b>799,653</b>     |
| <b>2019</b>                                 |                  |                    |
| Loans outstanding at beginning of the year  | 597,620          | 6,078,321          |
| Loan advances during the year               | 814,950          | 5,916,400          |
| Loan repayments during the year             | (704,793)        | (2,210,606)        |
| <b>Loans outstanding at end of the year</b> | 707,777          | 9,784,115          |
| Interest earned                             | 34,046           | 1,091,614          |

Indo Zambia Bank Limited  
Notes to the financial statements(continued)  
for the year ended 31 December 2020

In Zambian Kwacha

**29 Related party transactions** (continued)

f) Related party loans (continued)

Transactions with Directors and Officers

| Name of borrower | Opening Balance 1 January 2020 | Issued during the year | Loan repayments during the year | Amount outstanding | Average interest Rate (%) | Composition                              |
|------------------|--------------------------------|------------------------|---------------------------------|--------------------|---------------------------|--|
| Non-Executive    | 707,777                        | 85,000                 | (248,210)                       | 544,567            | 16.75                     |  |
| Officer1         | 2,856,268                      | 805,000                | (1,318,819)                     | 2,342,449          | 19                        | Mortgage, Personal loan and Vehicle loan |
| Officer2         | 1,609,915                      | 1,057,950              | (767,545)                       | 1,900,320          | 16                        | Mortgage, Personal loan and Vehicle loan |
| Officer3         | 2,751,531                      | 411,858                | (172,486)                       | 2,990,902          | 12.56                     | Mortgage, Personal loan and Vehicle loan |
| Officer4         | 1,929,832                      | 628,422                | (535,237)                       | 2,023,018          | 10                        | Mortgage, Personal loan and Vehicle loan |
| Officer5         | 108,746                        | 1,931,000              | (74,731)                        | 1,965,015          | 17                        | Mortgage, Personal loan and Vehicle loan |
| Officer 7        | 470,494                        | -                      | (470,494)                       | -                  | -                         | Mortgage, Personal loan and Vehicle loan |
| Officer 8        | 59,767                         | 973,314                | (59,867)                        | 973,314            | -                         | Mortgage, Personal loan and Vehicle loan |
| Officer9         | 106,209                        | -                      | (106,208)                       | -                  | -                         | Mortgage, Personal loan and Vehicle loan |
|                  | <b>10,600,539</b>              | <b>5,892,544</b>       | <b>(3,753,597)</b>              | <b>12,739,585</b>  |                           |  |

Other than as disclosed in the Directors Report and Accounts, there were no other transactions, arrangements or agreements outstanding for any directors, connected person or officer of the Company which have to be disclosed under the Companies Act No.10 of 2017.All loans to directors and companies controlled by directors are given on commercial terms and at market rates, in the ordinary course of business.

| 2020  | Connected entities to directors/ Key Management | Related Companies  |
|---|---|--------------------|
| Loans outstanding at beginning of the year  | 11,856,477                                      | 357,887,295        |
| Loan advances during the year               | 350,000   | 97,500,000         |
| Loan repayments during the year             | (3,950,470)                                     | (247,732,482)      |
| <b>Loans outstanding at end of the year</b> | <b>8,256,007</b>                                | <b>207,654,813</b> |
| Interest earned                             | <b>2,359,144</b>                                | <b>74,162,379</b>  |

# Indo Zambia Bank Limited

Notes to the financial statements(continued)

for the year ended 31 December 2020

## 29 Related party transactions (continued)

### f) Related party loans (continued)

Transactions with Directors and Officers (continued)

2019

|   |                  |                    |
|---|------------------|--------------------|
| Loans outstanding at beginning of the year  | 9,403,853        | 111,552,692        |
| Loan advances during the year               | 4,009,390        | 247,000,000        |
| Loan repayments during the year             | 3,492,036        | (665,397)          |
| <b>Loans outstanding at end of the year</b> | <b>9,921,207</b> | <b>357,887,295</b> |
| Interest earned                             | 2,860,538        | 66,809,933         |

### g) Related party deposits

2020

|                                   | Directors        | Management        |
|-----------------------------------|------------------|-------------------|
| Balance at beginning of the year  | 1,581,048        | 2,490,429         |
| Deposit during the year           | 3,142,651        | 7,592,396         |
| <b>Balance at end of the year</b> | <b>4,723,699</b> | <b>10,082,825</b> |

2019

|                                    |                  |                  |
|------------------------------------|------------------|------------------|
| Balance at beginning of the year   | 741,820          | 2,574,859        |
| Deposit/(withdraw) during the year | 839,228          | (84,430)         |
| <b>Balance at end of the year</b>  | <b>1,581,048</b> | <b>2,490,429</b> |

### h) Deposit balances with entities owned by the Industrial Development Corporation

The following companies that are fully owned / partly owned by the IDC held deposits accounts with the Bank:

- IDC Limited
- Zamtel Limited
- ZESCO Limited
- ZSIC Life Insurance Limited; and
- Zambia Industrial Commercial Bank Limited

The total cumulative deposits held by entities owned by Industrial Development Corporation as at 31 December 2020 was K43.84 million (2019: K11.87 million). Normal terms and conditions apply on the deposit accounts held by these entities. The transactions with the Bank were at arm's length.

# Indo Zambia Bank Limited

Notes to the financial statements *(continued)*

for the year ended 31 December 2020

---

## 30 Financial risk management

### a) Introduction and overview

This note presents information about the Bank's exposure to each of the below risks and the Bank's objectives, policies and processes for measuring and managing risk.

- Credit risk
- Liquidity risk
- Market risks

#### Risk management framework

The Board of Directors has overall responsibility for the establishment and oversight of the Bank's risk management framework. The Board has established the Bank Asset and Liability Committee (ALCO), Loan Review Committee, Operational Risk Committee, Audit Committee and Risk Management Committee, which are responsible for developing and monitoring Bank risk management policies in their specified areas. All Board committees have both executive and non-executive members and report regularly to the Board of Directors on their activities.

The Bank's risk management policies are established to identify and analyse the risks faced by the Bank, to set appropriate risk limits and controls, and to monitor risks and adherence to limits. Risk management policies and systems are reviewed regularly to reflect changes in market conditions, products and services offered. The Bank, through its training and management standards and procedures, aims to develop a disciplined and constructive control environment, in which all employees understand their roles and obligations.

The Bank Audit Committee is responsible for monitoring compliance with the Bank's risk management policies and procedures, and for reviewing the adequacy of the risk management framework in relation to the risk faced by the Bank. The Bank Audit Committee is assisted in its oversight role by Internal Audit. Internal Audit undertakes both regular and ad-hoc reviews of risks management controls and procedures, the results of which are reported to the Bank Audit Committee.

Risk management is carried out by the treasury department under policies approved by the Board of Directors. Treasury identifies, evaluates and hedges financial risks in close co-operation with the Bank's operating units. The Board provides written principles for overall risk management, as well as written policies covering specific areas, such as foreign exchange risk, interest rate risk and credit risk. In addition, Internal Audit and the Risk Management units are responsible for the independent review of risk management and the control environment. The most important types of risks are credit risk, liquidity risk, market risk and operational risks.

### b) Credit risk

Credit risk is the risk of financial loss to the Bank if a customer or counterparty to a financial instrument fails to meet its contractual obligations. Credit risk is the most important risk for the Bank's business; management therefore carefully manages its exposure to credit risk. Credit exposures arise principally through the Bank's lending activities that lead to loans and advances, and investment activities that bring about debt securities and other bills into the Bank's asset portfolio. There is also credit risk arising from unrecognised financial instruments, such as loan commitments and guarantees. The credit risk management and control are carried out by the Loan Review Committee and reported to the Board of Directors and head of each business unit regularly.

# Indo Zambia Bank Limited

Notes to the financial statements *(continued)*

for the year ended 31 December 2020

---

## 30 Financial risk management *(continued)*

### b) Credit risk *(continued)*

#### (i) Management of credit risk

The board of directors has delegated responsibility for the oversight of credit risk to its Credit Committee. A separate Credit department, reporting to the Bank Credit Committee, is responsible for managing the credit risk, including the following.

- Formulating credit policies in consultation with business units, covering collateral requirements, credit assessment, risk grading and reporting, documentary and legal procedures, and compliance with regulatory and statutory requirements.
- Establishing the authorisation structure for the approval and renewal of credit facilities. Authorisation limits are allocated to business unit Credit Officers. Larger facilities require approval by Credit, the Head of Credit, the Credit Committee or the board of directors as appropriate.
- Reviewing and assessing credit risk Credit assesses all credit exposures in excess of designated limits, before facilities are committed to customers by the business unit concerned. Renewals and reviews of facilities are subject to the same review process.
- Limiting concentrations of exposure to counterparties, geographies and industries (for loans and advances, financial guarantees and similar exposures), and by issuer, credit rating band, market liquidity and country (for investment securities).
- Developing and maintaining the risk gradings to categorise exposures according to the degree of risk of financial loss faced and to focus management on the attendant risks. The risk grading system is used in determining where impairment provisions may be required against specific credit exposures. The current risk grading framework consists of eight grades reflecting varying degrees of risk of default and the availability of collateral or other credit risk mitigation. The responsibility for setting risk grades lies with the final approving executive or committee, as appropriate. Risk grades are subject to regular reviews by Risk.
- Reviewing compliance of business units with agreed exposure limits, including those for selected industries, country risk and product types. Regular reports on the credit quality of local portfolios are provided to Credit, which may require appropriate corrective action to be taken.
- Providing advice, guidance and specialist skills to business units to promote best practice throughout the Bank in the management of credit risk.

Each business unit is required to implement credit policies and procedures, with credit approval authorities delegated from the Credit Committee. Each business unit has a Chief Credit Risk officer who reports on all credit-related matters to local management and the Credit Committee. Each business unit is responsible for the quality and performance of its credit portfolio and for monitoring and controlling all credit risks in its portfolios, including those subject to central approval. Regular audits of business units and Credit processes are undertaken by Internal Audit.



# Indo Zambia Bank Limited

Notes to the financial statements *(continued)*

for the year ended 31 December 2020

---

## 30 Financial risk management *(continued)*

### c) Liquidity risk

'Liquidity risk' is the risk that the Bank will encounter difficulty in meeting obligations associated with its financial liabilities that are settled by delivering cash or another financial asset. Liquidity risk arises from mismatches in the timing and amounts of cash flows, which is inherent to the Bank's operations and investments.

#### Management of liquidity risk

The Bank's Board of Directors sets the Bank's strategy for managing liquidity risk and oversight of the implementation is administered by the Asset and Liability Committee (ALCO). ALCO approves the Bank's liquidity policies and procedures. Central Treasury manages the Bank's liquidity position on a day-to-day basis and reviews daily reports covering the liquidity position of the Bank. A summary report, including any exceptions and remedial action taken, is submitted regularly to ALCO.

The Bank's approach to managing liquidity is to ensure, as far as possible, that it will always have sufficient liquidity to meet its liabilities when they are due, under both normal and stressed conditions, without incurring unacceptable losses or risking damage to the Bank's reputation. The key elements of the Bank's liquidity strategy are as follows.

- Maintaining a diversified funding base consisting of customer deposits (both retail and corporate) and wholesale market deposits and maintaining contingency facilities.
- Carrying a portfolio of highly liquid assets, diversified by currency and maturity.
- Monitoring maturity mismatches, behavioural characteristics of the Bank's financial assets and financial liabilities, and the extent to which the Bank's assets are encumbered and so not available as potential collateral for obtaining funding.
- Stress testing of the Bank's liquidity position against various exposures and global, country-specific and Bank's-specific events.

Central Treasury receives information from other business units regarding the liquidity profile of their financial assets and financial liabilities and details of other projected cash flows arising from projected future business. Central Treasury then maintains a portfolio of short-term liquid assets, largely made up of short-term liquid investment securities, loans and advances to banks and other inter-bank facilities, to ensure that sufficient liquidity is maintained within the Bank as a whole.

Regular liquidity stress testing is conducted under a variety of scenarios covering both normal and more severe market conditions. The scenarios are developed considering both Bank-specific events (e.g. a rating downgrade) and market-related events (e.g. prolonged market illiquidity, reduced fungibility of currencies, natural disasters or other catastrophes).

# Indo Zambia Bank Limited

Notes to the financial statements *(continued)*

for the year ended 31 December 2020

---

## 30 Financial risk management *(continued)*

### d) Market risk

'Market risk' is the risk that changes in market prices – e.g. interest rates, equity prices, foreign exchange rates and credit spreads (not relating to changes in the obligor's/issuer's credit standing) – will affect the Bank's income or the value of its holdings of financial instruments. The objective of the Bank's market risk management is to manage and control market risk exposures within acceptable parameters to ensure the Bank's solvency while optimising the return on risk.

### i) Management of market risks

The Bank separates its exposure to market risks between trading and non-trading portfolios. The Bank has mainly non-trading portfolios and trading portfolios are mainly consisting for foreign exchange positions held by the foreign operations department. However, Bank does not trade in foreign exchanges except for onward requirement of clients. The foreign exchange positions are treated as part of the Bank's trading portfolios for risk management purposes.

Overall authority for market risk is vested in ALCO. ALCO sets up limits for each type of risk in aggregate and for portfolios, with market liquidity being a primary factor in determining the level of limits set for trading portfolios. The Bank Market Risk Committee is responsible for the development of detailed risk management policies (subject to review and approval by ALCO) and for the day-to-day review of their implementation.

The Bank takes on exposure to the effects of fluctuations in the prevailing foreign currency exchange rates on its financial position and cash flows. The Bank of Zambia sets limits on the level of exposure by currency and in aggregate for both overnight and intra-day positions, which are monitored daily.

### ii) Exposure to market risk – Non-trading portfolios

#### Interest rate risk

The principal risk to which non-trading portfolios are exposed is the risk of loss from fluctuations in the future cash flows or fair values of financial instruments because of a change in market interest rates. Interest rate risk is managed principally through monitoring interest rate gaps and by having pre-approved limits for repricing bands. ALCO is the monitoring body for compliance with these limits and is assisted by Central Treasury in its day-to-day monitoring activities. These day-to-day activities include monitoring changes in the Bank's interest rate exposures, which include the impact of the Bank's outstanding or forecast debt obligations.

# Indo Zambia Bank Limited

## Notes to the financial statements(*continued*)

for the year ended 31 December 2020

### 31 Basis of measurement

These financial statements have been prepared on the historical cost basis, except for building, which are carried at their revalued amount.

### 32 Significant accounting policies

Except for the changes explained in Note 5, the Bank has consistently applied the following accounting policies to all periods presented in these financial statements.

Set out below is an index of the significant accounting policies, the details of which are available on the pages that follow.

|           |   |
|-----------|---|
| <b>a)</b> | Foreign currency  |
| <b>b)</b> | Interest income and expense                                     |
| <b>c)</b> | Fees and commission   |
| <b>d)</b> | Net trading income  |
| <b>e)</b> | Income Tax  |
| <b>f)</b> | Employee benefits   |
| <b>g)</b> | Financial assets and financial liabilities                      |
|           | i. Recognition and initial measurement                          |
|           | ii. Classification  |
|           | iii. Derecognition  |
|           | iv. Modifications of financial assets and financial liabilities |
|           | v. Offsetting   |
|           | vi. Fair value measurement                                      |
|           | vii. Impairment   |
|           | viii. Designation at fair value through profit or loss          |
| <b>h)</b> | Cash balances with other banks and Balances at Central Bank     |
| <b>i)</b> | Loans and advances  |
| <b>j)</b> | Investment securities   |
| <b>k)</b> | Deposit from customers  |
| <b>l)</b> | Collateral  |
| <b>m)</b> | Leases  |
| <b>n)</b> | Property and equipment  |
| <b>o)</b> | Impairment of non-financial assets                              |
| <b>p)</b> | Provisions  |
| <b>q)</b> | Share capital and reserves                                      |
| <b>r)</b> | Fiduciary Activities  |
| <b>s)</b> | Financial guarantees and loan commitments                       |
| <b>t)</b> | Acceptances and letters of credit                               |
| <b>u)</b> | Other assets  |

# Indo Zambia Bank Limited

Notes to the financial statements *(continued)*

for the year ended 31 December 2020

---

## 32 Significant accounting policies *(continued)*

### a) Foreign currency

Transactions in foreign currencies are translated to Kwacha at spot exchange rates at the dates of the transactions.

Monetary assets and liabilities denominated in foreign currencies at the reporting date are retranslated to the functional currency at the spot exchange rate at that date. The foreign currency gain or loss on monetary items is the difference between amortised cost in the functional currency at the beginning of the period, adjusted for effective interest and payments during the period, and the amortised cost in foreign currency translated at the spot exchange rate at the end of the year.

Non-monetary assets and liabilities that are measured at fair value in a foreign currency are translated into the functional currency at the spot exchange rate at the date on which the fair value is determined. Non-monetary items that are measured based on historical cost in a foreign currency are translated using the spot exchange rate at the date of the transaction.

Foreign currency differences arising on translation are generally recognised in profit or loss.

### b) Interest income and expense

#### Effective interest rate

Interest income and expense are recognised in profit or loss using the effective interest method. The 'effective interest rate' is the rate that exactly discounts estimated future cash payments or receipts through the expected life of the financial instrument to:

- the gross carrying amount of the financial asset; or
- the amortised cost of the financial liability.

When calculating the effective interest rate for financial instruments other than purchased or originated credit-impaired assets, the Bank estimates future cash flows considering all contractual terms of the financial instrument, but not ECL. For purchased or originated credit-impaired financial assets, a credit-adjusted effective interest rate is calculated using estimated future cash flows including ECL.

The calculation of the effective interest rate includes transaction costs and fees and points paid or received that are an integral part of the effective interest rate. Transaction costs include incremental costs that are directly attributable to the acquisition or issue of a financial asset or financial liability.

# Indo Zambia Bank Limited

Notes to the financial statements *(continued)*

for the year ended 31 December 2020

---

## 32 Significant accounting policies *(continued)*

### b) Interest income and expense *(continued)*

#### Effective interest rate *(continued)*

##### *Amortised cost and gross carrying amount*

The 'amortised cost' of a financial asset or financial liability is the amount at which the financial asset or financial liability is measured on initial recognition minus the principal repayments, plus or minus the cumulative amortisation using the effective interest method of any difference between that initial amount and the maturity amount and, for financial assets, adjusted for any expected credit loss allowance.

The 'gross carrying amount of a financial asset' is the amortised cost of a financial asset before adjusting for any expected credit loss allowance.

##### *Calculation of interest income and expense*

The effective interest rate of a financial asset or financial liability is calculated on initial recognition of a financial asset or a financial liability. In calculating interest income and expense, the effective interest rate is applied to the gross carrying amount of the asset (when the asset is not credit-impaired) or to the amortised cost of the liability. The effective interest rate is revised as a result of periodic re-estimation of cash flows of floating rate instruments to reflect movements in market rates of interest.

However, for financial assets that have become credit-impaired subsequent to initial recognition, interest income is calculated by applying the effective interest rate to the amortised cost of the financial asset. If the asset is no longer credit-impaired, then the calculation of interest income reverts to the gross basis.

For financial assets that were credit-impaired on initial recognition, interest income is calculated by applying the credit-adjusted effective interest rate to the amortised cost of the asset. The calculation of interest income does not revert to a gross basis, even if the credit risk of the asset improves.

For information on when financial assets are credit-impaired, see Note 32(g)(vi).

# Indo Zambia Bank Limited

Notes to the financial statements *(continued)*

for the year ended 31 December 2020

---

## **32 Significant accounting policies** *(continued)*

### **b) Interest income and expense** *(continued)*

#### **Presentation**

Interest income calculated using the effective interest method presented in the statement of profit or loss includes:

- interest on financial assets and financial liabilities measured at amortised cost;

Interest expense presented in the statement of profit or loss includes:

- financial liabilities measured at amortised cost;

#### **c) Fees and commission**

Fees and commission income and expenses that are integral to the effective interest rate on a financial asset or liability are included in the measurement of the effective interest rate.

Fee and commission income generally include retail banking customer fees like account maintenance charges, ATM withdrawal charges, cheque book charges etc., and loans and advances fees like documentation charges, management fees, processing charges etc., is recognised as the related services are performed.

A contract with a customer that results in a recognised financial instrument in the Bank's financial statements may be partially in the scope of IFRS 9 and partially in the scope of IFRS 15. If this is the case, then the Bank first applies IFRS 9 to separate and measure the part of the contract that is in the scope of IFRS 9 and then applies IFRS 15 to the residual.

Administrative expenses and operating expenses relate mainly to transaction and service fees, which are expensed as the services are received.

# Indo Zambia Bank Limited

Notes to the financial statements *(continued)*

for the year ended 31 December 2020

---

## 32 Significant accounting policies *(continued)*

### d) Net trading income

Net trading income comprises gains less losses related to trading assets and liabilities, and includes all realised and unrealised fair value changes, interest, and foreign exchange differences.

### e) Income Tax

#### Income tax

Income tax expense comprises current and deferred tax. Current tax and deferred tax are recognised in profit or loss except to the extent that it relates to items recognised directly in equity or in other comprehensive income.

#### Current tax

Current tax represents the expected tax payable or receivable on the taxable income or loss for the year using tax rates enacted or substantively enacted at the reporting date, and any adjustments to the tax payable in respect of previous years. The tax rates are based on the applicable Zambian tax law.

#### Deferred tax

Deferred tax is recognised in respect of temporary differences between the carrying amounts of assets and liabilities for financial reporting purpose and amounts used for taxation purposes.

Deferred tax is not recognised for:

- temporary differences on the initial recognition of assets or liabilities in a transaction that is not a business combination and that affects neither accounting nor taxable profit or loss;
- temporary differences related to investments in subsidiaries, associates and joint arrangements to the extent that the Company is able to control the timing of the temporary differences and it is probable that they will not reverse in the foreseeable future; and
- taxable temporary differences arising on the initial recognition of goodwill.

Deferred tax assets are recognised for unused tax losses, unused tax credits and deductible temporary differences to the extent that it is probable that future taxable profits will be available against which they can be used. Deferred tax assets are reviewed at each reporting date and are reduced to the extent that it is no longer probable that the related tax benefit will be realised.

Unrecognised deferred tax assets are reassessed at each reporting date and recognised to the extent that it has become probable that future taxable profits will be available against which they can be used.

Deferred tax is measured at the tax rates that are expected to be applied to temporary differences when they reverse, using tax rates enacted or substantively enacted at the reporting date.

# Indo Zambia Bank Limited

Notes to the financial statements *(continued)*

for the year ended 31 December 2020

---

## **32 Significant accounting policies** *(continued)*

### **e) Income Tax** *(continued)*

#### **Deferred tax***(continued)*

The measurement of deferred tax reflects the tax consequences that would follow the manner in which the Bank expects, at the reporting date, to recover or settle the carrying amount of its assets and liabilities. Deferred tax is offset in the balance sheet as there is legal right to do this with the Tax authority in which the Bank operates.

Additional taxes that arise from the distribution of dividends by the Bank are recognised at the same time as the liability to pay the related dividend is recognised. These amounts are generally recognised in profit or loss because they generally relate to income arising from transactions that were originally recognised in profit or loss.

### **f) Employee benefits**

#### **i) Defined contribution plan**

The Bank contributes to the National Pension Scheme Authority (NAPSA) which is a defined contribution scheme. Membership to NAPSA is compulsory and monthly contributions by both employer and employee are made.

Obligations for contributions to National Pension Scheme Authority (NAPSA) are recognised as an expense in profit or loss in the periods during which services are rendered by employees. The Bank's employees are on term contracts and a provision for gratuity has been made for all its employees

#### **ii) Short term benefits**

Short-term employee benefits, such as salaries, holiday pay, and other benefits, are measured on an undiscounted basis and are expensed as the related service is provided. A liability is recognised for the amount expected to be paid as short-term bonus to the extent that the Bank has a present legal or constructive obligation to pay the amount as a result of past service provided by the employee and the obligation can be estimated reliably.

Employee entitlements to annual leave are recognised when they accrue to employees. A provision is made for the estimated liability for annual leave as a result of services rendered by employees up to the reporting date.

#### **iii) Terminal benefits:**

##### Normal retirement

An employee may retire on attaining the pensionable age which shall be 55 years, or after working for 20 years of continuous service whichever is earlier. The retirement benefits shall be 3 months' pay for each completed year of continuous service. For union employees service conditions as per service agreement shall apply.

##### Retirement on medical grounds

An employee may be retired on medical grounds on receipt of satisfactory medical evidence from the relevant Ministry of Health authority or a Bank appointed medical practitioner. The benefits to be received on such retirement will be as per conditions of service.



# Indo Zambia Bank Limited

Notes to the financial statements *(continued)*

for the year ended 31 December 2020

---

## 32 Significant accounting policies *(continued)*

### g) Financial assets and financial liabilities

#### i) Recognition and initial measurement

##### Financial assets

Financial assets are made up of the following asset category:

- Cash and cash equivalents
- Cash balances at central Bank
- Loans and advances
- Investment securities
- Other Assets

##### *Recognition*

The Bank initially recognises financial assets, on the date they are originated. All other financial assets (including regular way purchases and sales of financial assets) are recognised initially on the trade date which is the date the Bank becomes a party to the contractual provisions of the instrument.

A financial asset is initially measured at fair value including, for an item not subsequently measured at fair value through profit or loss, transaction costs that are directly attributable to its acquisition or issue.

##### *Classification and subsequent measurement*

On initial recognition, the bank applies the business model to classify the financial asset as amortised costs.

A financial asset is measured at amortised cost if it meets both of the following conditions:

- the asset is held within a business model whose objective is to hold assets to collect contractual cash flows; and
- the contractual terms of the financial asset give rise on specified dates to cash flows that are SPPI.

Assets that are held for collection of contractual cash flows where those cash flows represent solely payments of principal and interest ('SPPI'), and that are not designated at FVPL, are measured at amortised cost. The carrying amount of these assets is adjusted by any expected credit loss allowance recognised and measured as described in note 37. Interest income from these financial assets is included in 'Interest and similar income' using the effective interest rate method.

# Indo Zambia Bank Limited

Notes to the financial statements(continued)

for the year ended 31 December 2020

---

## 32 Significant accounting policies (continued)

### g) Financial assets and financial liabilities (continued)

### i) Recognition and initial measurement(continued)

#### Business model assessment

The Bank assesses the objective of a business model in which an asset is held at a portfolio level because this best reflects the way the business is managed, and information is provided to management. The information considered includes:

- the stated policies and objectives for the portfolio and the operation of those policies in practice. In particular, whether management's strategy focuses on earning contractual interest revenue, maintaining a particular interest rate profile, matching the duration of the financial assets to the duration of the liabilities that are funding those assets or realising cash flows through the sale of the assets;
- how the performance of the portfolio is evaluated and reported to the Bank's management;
- the risks that affect the performance of the business model (and the financial assets held within that business model) and its strategy for how those risks are managed;
- how managers of the business are compensated (e.g. whether compensation is based on the fair value of the assets managed or the contractual cash flows collected); and
- the frequency, volume and timing of sales in prior periods, the reasons for such sales and its expectations about future sales activity. However, information about sales activity is not considered in isolation, but as part of an overall assessment of how the Bank's stated objective for managing the financial assets is achieved and how cash flows are realised.

#### Assessment of whether contractual cash flows are solely payments of principal and interest

For the purposes of this assessment, 'principal' is defined as the fair value of the financial asset on initial recognition. 'Interest' is defined as consideration for the time value of money and for the credit risk associated with the principal amount outstanding during a particular period of time and for other basic lending risks and costs (e.g. liquidity risk and administrative costs), as well as profit margin.

In assessing whether the contractual cash flows are SPPI, the Bank considers the contractual terms of the instrument. This includes assessing whether the financial asset contains a contractual term that could change the timing or amount of contractual cash flows such that it would not meet this condition. In making the assessment, the Bank considers:

- contingent events that would change the amount and timing of cash flows;
- leverage features;
- prepayment and extension terms;
- terms that limit the Bank's claim to cash flows from specified assets (e.g. non-recourse loans); and
- features that modify consideration of the time value of money (e.g. periodical reset of interest rates).

# Indo Zambia Bank Limited

Notes to the financial statements *(continued)*

for the year ended 31 December 2020

---

## 32 Significant accounting policies *(continued)*

### g) Financial assets and financial liabilities *(continued)*

#### i) Recognition and initial measurement *(continued)*

##### Business model assessment *(continued)*

The Bank holds a portfolio of long-term fixed-rate loans for which the Bank has the option to propose to revise the interest rate at periodic reset dates. These reset rights are limited to the market rate at the time of revision. The borrowers have an option to either accept the revised rate or redeem the loan at par without penalty. The Bank has determined that the contractual cash flows of these loans are SPPI because the option varies the interest rate in a way that is consideration for the time value of money, credit risk, other basic lending risks and costs associated with the principal amount outstanding.

##### Investment securities

The Bank currently invests in Treasury bills and bonds. These instruments are measured at amortised cost and held in the business model, "Held to Collect. Cash flows from these instruments are mainly the contractual principle and interest. These cash flow characteristics pass the SPPI test. The Bank does not hold these instruments for the purposes of selling in the secondary market but rather holds them to maturity. The Bank does not acquire any investments with an intention to engage in trading to realise value from favourable movements in the market price.

##### Other Assets

These are assets that are short term in nature and arise in the normal course of business of the Bank. These instruments are measured at amortised cost as the characteristics of the cash flows from these instruments. The credit risk exposure to these financial assets is negligible due to their short-term nature.

##### Cash and Cash Equivalents and cash balances at Central Bank

Cash and cash equivalents include notes and coins on hand, unrestricted balances held with central banks and highly liquid financial assets with original maturities of three months or less from the date of acquisition that are subject to an insignificant risk of changes in their fair value, and are used by the Bank in the management of its short-term commitments. All bank balances are assessed to have low credit risk at each reporting date as they are held with reputable banking institutions. Cash and balances with other banks are carried at amortised cost in the statement of financial position

##### Loans and Advances

Loans and advances include term loans, scheme loans, overdrafts and mortgages and other such similar products. Loans and advances have a contractual tenor over which the Bank recovers its contractual principle and interest. The cash flow characteristics meet the definition of "SPPI".

# Indo Zambia Bank Limited

Notes to the financial statements *(continued)*

for the year ended 31 December 2020

---

## 32 Significant accounting policies *(continued)*

### g) Financial assets and financial liabilities *(continued)*

#### Financial liabilities

##### *Recognition*

Financial liabilities are recognised when the Bank becomes a party to the contractual provisions of the instrument. Regular way purchases and sales of financial liabilities are recognised on trade-date, the date on which the Bank commits to purchase or sell the asset.

##### *Classification and subsequent measurement*

The Bank classifies its financial liabilities, other than financial guarantees and loan commitments, as measured at amortised cost. Financial guarantees are not recognised on the balance sheet until they crystallise.

### iii) Derecognition

#### Financial assets

The Bank derecognises a financial asset when the contractual rights to the cash flows from the financial asset expire, or it transfers the rights to receive the contractual cash flows in a transaction in which substantially all of the risks and rewards of ownership of the financial asset are transferred or in which the Bank neither transfers nor retains substantially all of the risks and rewards of ownership and it does not retain control of the financial asset.

On derecognition of a financial asset, the difference between the carrying amount of the asset (or the carrying amount allocated to the portion of the asset derecognised) and the sum of (i) the consideration received (including any new asset obtained less any new liability assumed) and (ii) any cumulative gain or loss that had been recognised in OCI is recognised in profit or loss.

The Bank enters into transactions whereby it transfers assets recognised on its statement of financial position but retains either all or substantially all of the risks and rewards of the transferred assets or a portion of them. In such cases, the transferred assets are not derecognised. Examples of such transactions are securities lending and sale-and-repurchase transactions.

When assets are sold to a third party with a concurrent total rate of return swap on the transferred assets, the transaction is accounted for as a secured financing transaction similar to sale-and-repurchase transactions, because the Bank retains all or substantially all of the risks and rewards of ownership of such assets.

In transactions in which the Bank neither retains nor transfers substantially all of the risks and rewards of ownership of a financial asset and it retains control over the asset, the Bank continues to recognise the asset to the extent of its continuing involvement, determined by the extent to which it is exposed to changes in the value of the transferred asset.

# Indo Zambia Bank Limited

Notes to the financial statements *(continued)*

*for the year ended 31 December 2020*

---

## **32 Significant accounting policies** *(continued)*

### **g) Financial assets and financial liabilities** *(continued)*

#### **iii) Derecognition** *(continued)*

##### **Financial liabilities**

The Bank derecognises a financial liability when its contractual obligations are discharged, cancelled or expire.

#### **iv) Offsetting**

Financial assets and financial liabilities are offset and the net amount presented in the statement of financial position when, and only when, the Bank currently has a legally enforceable right to set off the amounts and it intends either to settle them on a net basis or to realise the asset and settle the liability simultaneously.

Income and expenses are presented on a net basis only when permitted under IFRS, or for gains and losses arising from a Bank of similar transactions such as in the Bank's trading activity.

#### **v) Fair value measurement**

'Fair value' is the price that would be received to sell an asset or paid to transfer a liability in an orderly transaction between market participants at the measurement date in the principal or, in its absence, the most advantageous market to which the Bank has access at that date. The fair value of a liability reflects its non-performance risk.

When one is available, the Bank measures the fair value of an instrument using the quoted price in an active market for that instrument. A market is regarded as 'active' if transactions for the asset or liability take place with sufficient frequency and volume to provide pricing information on an ongoing basis.

If there is no quoted price in an active market, then the Bank uses valuation techniques that maximise the use of relevant observable inputs and minimise the use of unobservable inputs. The chosen valuation technique incorporates all of the factors that market participants would consider in pricing a transaction.

# Indo Zambia Bank Limited

Notes to the financial statements *(continued)*

for the year ended 31 December 2020

---

## 32 Significant accounting policies *(continued)*

### g) Financial assets and financial liabilities *(continued)*

#### vi) Impairment

The Bank recognises loss allowances for ECL on the following financial instruments:

- financial assets that are debt instruments;
- lease receivables;
- financial guarantee contracts issued; and
- loan commitments issued.
- Cash and cash equivalents
- Other assets

The Bank measures loss allowances at an amount equal to lifetime ECL, except for

- Investment in government securities (which are deemed as low credit risk) at the reporting date; and
- other financial instruments on which credit risk has not increased significantly since their initial recognition (see Note 6(A)(iii)).

The Bank considers a debt investment security to have low credit risk when its credit risk rating is equivalent to the globally understood definition of 'investment grade'. The Bank does not apply the low credit risk exemption to any other financial instruments.

12-month ECL are the portion of ECL that result from default events on a financial instrument that are possible within the 12 months after the reporting date. Financial instruments for which a 12-month ECL is recognised are referred to as 'Stage 1 financial instruments'.

Lifetime ECL are the ECL that result from all possible default events over the expected life of the financial instrument. Financial instruments for which a lifetime ECL is recognised but which are not credit-impaired are referred to as 'Stage 2 financial instruments'.

#### Measurement of ECL

ECL are a probability-weighted estimate of credit losses. They are measured as follows:

financial assets that are not credit-impaired at the reporting date: as the present value of all cash shortfalls (i.e. the difference between the cash flows due to the entity in accordance with the contract and the cash flows that the Bank expects to receive);

- financial assets that are credit-impaired at the reporting date: as the difference between the gross carrying amount and the present value of estimated future cash flows;
- undrawn loan commitments: as the present value of the difference between the contractual cash flows that are due to the Bank if the commitment is drawn down and the cash flows that the Bank expects to receive; and
- financial guarantee contracts: the expected payments to reimburse the holder less any amounts that the Bank expects to recover.

See also Note 6 (a) (iii).

# Indo Zambia Bank Limited

Notes to the financial statements *(continued)*

for the year ended 31 December 2020

---

## 32 Significant accounting policies *(continued)*

### g) Financial assets and financial liabilities *(continued)*

#### Restructured financial assets

If the terms of a financial asset are renegotiated or modified or an existing financial asset is replaced with a new one due to financial difficulties of the borrower, then an assessment is made of whether the financial asset should be derecognised (see (iv)) and ECL are measured as follows.

- If the expected restructuring will not result in derecognition of the existing asset, then the expected cash flows arising from the modified financial asset are included in calculating the cash shortfalls from the existing asset (see Note 6(a)(iii)).
- If the expected restructuring will result in derecognition of the existing asset, then the expected fair value of the new asset is treated as the final cash flow from the existing financial asset at the time of its derecognition. This amount is included in calculating the cash shortfalls from the existing financial asset that are discounted from the expected date of derecognition to the reporting date using the original effective interest rate of the existing financial asset.

#### Presentation of allowance for ECL in the statement of financial position

Loss allowances for ECL are presented in the statement of financial position as follows:

- financial assets measured at amortised cost: as a deduction from the gross carrying amount of the assets;
- loan commitments and financial guarantee contracts: generally, as a provision; where a financial instrument includes both a drawn and an undrawn component, and the Bank cannot identify the ECL on the loan commitment component separately from those on the drawn component: The Bank presents a combined loss allowance for both components. The combined amount is presented as a deduction from the gross carrying amount of the drawn component. Any excess of the loss allowance over the gross amount of the drawn component is presented as a provision.

#### Write-off

Financial assets are written off (either partially or in full) when there is no reasonable expectation of recovering a financial asset in its entirety or a portion thereof. This is generally the case when the Bank determines that the borrower does not have assets or sources of income that could generate sufficient cash flows to repay the amounts subject to the write-off. This assessment is carried out at the individual asset level.

- Recoveries of amounts previously written off are included in the income statement under other income/losses

# Indo Zambia Bank Limited

Notes to the financial statements *(continued)*

for the year ended 31 December 2020

---

## 32 Significant accounting policies *(continued)*

### g) Financial assets and financial liabilities *(continued)*

#### Write-off *(continued)*

Financial assets that are written off could still be subject to enforcement activities in order to comply with the Bank's procedures for recovery of amounts due.

#### Non-integral financial guarantee contracts

The Bank assesses whether a financial guarantee contract held is an integral element of a financial asset that is accounted for as a component of that instrument or is a contract that is accounted for separately. The factors that the Bank considers when making this assessment include whether:

- the guarantee is implicitly part of the contractual terms of the debt instrument;
- the guarantee is required by laws and regulations that govern the contract of the debt instrument;
- the guarantee is entered into at the same time as and in contemplation of the debt instrument; and
- the guarantee is given by the parent of the borrower or another company within the borrower's Bank.

If the Bank determines that the guarantee is an integral element of the financial asset, then any premium payable in connection with the initial recognition of the financial asset is treated as a transaction cost of acquiring it. The Bank considers the effect of the protection when measuring the fair value of the debt instrument and when measuring ECL.

If the Bank determines that the guarantee is not an integral element of the debt instrument, then it recognises an asset representing any prepayment of guarantee premium and a right to compensation for credit losses. A prepaid premium asset is recognised only if the guaranteed exposure neither is credit-impaired nor has undergone a significant increase in credit risk when the guarantee is acquired. These assets are recognised in 'other assets' (see Note 29). The Bank presents gains or losses on a compensation right in profit or loss in the line item 'impairment losses on financial instruments'.

### h) Cash balances with other banks and Balances at Central Bank

Cash and cash equivalents include notes and coins on hand, unrestricted balances held with the central bank and highly liquid financial assets with original maturities of less than three months, which are subject to insignificant risk of changes in fair value, and are used by the Bank in the management of its short term commitments, cash and bank balances with Bank and non-Bank banks, and overdrafts with these banks.

Cash and cash equivalents are measured at amortised cost in the statement of financial position.



# Indo Zambia Bank Limited

Notes to the financial statements *(continued)*

for the year ended 31 December 2020

---

## 32 Significant accounting policies *(continued)*

### i) Loans and advances

'Loans and advances' captions in the statement of financial position include loans and advances measured at amortised cost (see g(ii)); they are initially measured at fair value plus incremental direct transaction costs, and subsequently at their amortised cost using the effective interest method.

When the Bank purchases a financial asset and simultaneously enters into an agreement to resell the asset (or a substantially similar asset) at a fixed price on a future date (reverse repo or stock borrowing), the arrangement is accounted for as a loan or advance, and the underlying asset is not recognised in the Bank's financial statements.

### j) Investment securities

The 'investment securities' caption in the statement of financial position includes debt investment securities measured at amortised cost (see g(ii)); these are initially measured at fair value plus incremental direct transaction costs, and subsequently at their amortised cost using the effective interest method.

### k) Deposits from customers

Deposits are the Bank's sources of debt financing. Deposits are subsequently measured at amortised cost using the effective interest method.

### l) Collateral

The Bank obtains collateral in respect of customer liabilities where this is considered appropriate. The collateral normally takes the form of a lien over the customer's assets and gives the Bank a claim on these assets for both existing and future liabilities.

The Bank receives collateral in the form of cash or debt securities in respect of other financial instruments in order to reduce credit risk. Collateral received in the form of debt securities is not recognised on the statement of financial position. Collateral received in the form of cash is recognised on the statement of financial position with a corresponding liability. These items are assigned to deposits received from banks or other counterparties. Any interest payable or receivable arising is recognised as interest expense or interest income respectively.

### m) Leases

At inception of a contract, the bank assesses whether a contract is, or contains, a lease. A contract is, or contains, a lease if the contract conveys the right to control the use of an identified asset for a period of time in exchange for consideration. To assess whether a contract conveys the right to control the use of an identified asset, the bank uses the definition of a lease in IFRS 16.

At commencement or on modification of a contract that contains a lease component, the bank allocates consideration in the contract to each lease component on the basis of its relative stand-alone price.

The bank recognises a right-of-use asset and a lease liability at the lease commencement date. The right-of-use asset is initially measured at cost, which comprises the initial amount of the lease liability adjusted for any lease payments made at or before the commencement date, plus any initial direct costs incurred and an estimate of costs to dismantle and remove any improvements made to branches or office premises.

# Indo Zambia Bank Limited

Notes to the financial statements *(continued)*

for the year ended 31 December 2020

---

## 32 Significant accounting policies *(continued)*

### m) Leases *(continued)*

#### i) Bank acting as a lessee *(continued)*

The right-of-use asset is subsequently depreciated using the straight-line method from the commencement date to the end of the lease term. In addition, the right-of-use asset is periodically reduced by impairment losses, if any, and adjusted for certain remeasurements of the lease liability.

The lease liability is initially measured at the present value of the lease payments that are not paid at the commencement date, discounted using the interest rate implicit in the lease or, if that rate cannot be readily determined, the bank's incremental borrowing rate. Generally, the bank uses its incremental borrowing rate as the discount rate.

The bank determines its incremental borrowing rate by analysing its borrowings from various external sources and makes certain adjustments to reflect the terms of the lease and type of asset leased.

Lease payments included in the measurement of the lease liability comprise the following:

- fixed payments, including in-substance fixed payments;
- variable lease payments that depend on an index or a rate, initially measured using the index or rate as at the commencement date;
- amounts expected to be payable under a residual value guarantee; and
- the exercise price under a purchase option that the bank is reasonably certain to exercise, lease payments in an optional renewal period if the bank is reasonably certain to exercise an extension option, and penalties for early termination of a lease unless the bank is reasonably certain not to terminate early.

The lease liability is measured at amortised cost using the effective interest method. It is remeasured when there is a change in future lease payments arising from a change in an index or rate, if there is a change in the bank's estimate of the amount expected to be payable under a residual value guarantee, if the bank changes its assessment of whether it will exercise a purchase, extension or termination option or if there is a revised in-substance fixed lease payment.

When the lease liability is remeasured in this way, a corresponding adjustment is made to the carrying amount of the right-of-use asset, or is recorded in profit or loss if the carrying amount of the right-of-use asset has been reduced to zero.

The bank presents right-of-use assets and lease liabilities as separate line item in the statement of financial position.

**32 Significant accounting policies** *(continued)*

**m) Leases** *(continued)*

**ii) Bank acting as a lessee** *(continued)*

**Short-term leases and leases of low-value assets**

The bank has elected not to recognise right-of-use assets and lease liabilities for leases of low-value assets and short-term leases, including leases of IT equipment. The bank recognises the lease payments associated with these leases as an expense on a straight-line basis over the lease term.

**n) Property and equipment**

**Recognition and measurement**

Items of property and equipment are measured at cost less accumulated depreciation and any accumulated impairment losses. If significant parts of an item of property and equipment have different useful lives, then they are accounted for as separate items (major components) of property and equipment. Any gain or loss on disposal of an item of property and equipment is recognised in profit or loss.

**Subsequent expenditure**

Subsequent expenditure is capitalised only if it is probable that the future economic benefits associated with the expenditure will flow to the Company. Ongoing repairs and maintenance are expensed.

*Depreciation*

Depreciation is calculated to write off items of property and equipment less their estimated residual values using the straight-line method over their estimated useful lives and is generally recognised in profit or loss. Land is not depreciated. The estimated useful lives for the current and comparative years are as follows:

|  |          |
|--|----------|
| Leasehold land and building              | 50 years |
| Leasehold improvements                   | 10 years |
| Motor vehicles                           | 5 years  |
| Furniture, fittings and office equipment | 4 years  |
| Office computer                          | 4 years  |

Depreciation methods, useful lives and residual values are reviewed at each reporting date and adjusted if appropriate.

*Revaluation of property*

An external, independent valuation expert, having appropriate recognised professional qualifications and recent experience in the location and category of property being valued, values the Bank's land and buildings every 5 years. The fair values are based on market values, being the estimated amount for which a property could be exchanged on the date of the valuation between a willing buyer and a willing seller in an arm's length transaction after proper marketing wherein the parties had each acted knowledgeably. In the absence of current prices in an active market, the valuations are prepared by considering the aggregate of the estimated cash flows expected to be received from renting out the property. A market yield is applied to the estimated rental value, adjustments are made to reflect actual rentals.

# Indo Zambia Bank Limited

Notes to the financial statements *(continued)*

for the year ended 31 December 2020

---

## 32 Significant accounting policies *(continued)*

### n) Property and equipment *(continued)*

#### Recognition and measurement *(continued)*

- i. current prices in an active market for properties of different nature, condition or location (or subject to different lease or other contracts), adjusted to reflect those differences;
- ii. recent prices of similar properties in less active markets, with adjustments to reflect any changes in economic conditions since the date of the transactions that occurred at those prices; and
- iii. discounted cash flow projections based on reliable estimates of future cash flows, derived from the terms of any existing lease and other contracts and (where possible) from external evidence such as current market rents for similar properties in the same location and condition, and using discount rates that reflect current market assessments of the uncertainty in the amount and timing of the cash flows.

#### Revaluation surplus

The surplus arising on the revaluation of properties is initially credited to a revaluation surplus, which is a non-distributable reserve. A transfer is made (net of tax) from this reserve to retained earnings each year, equivalent to the difference between the actual depreciation charge for the year and the depreciation charge based on historical values, in respect of the re-valued assets.

If the asset's carrying amount is decreased as a result of a revaluation, the decrease is recognised in other comprehensive income to the extent of any credit balance existing in the revaluation surplus in respect of that asset, thereafter the remaining decrease is recognised in profit or loss.

#### Capital work in progress

Capital work-in-progress represents assets in the course of development, which as at the reporting date, has not brought into use.

### o) Impairment of non-financial assets

For impairment testing, assets are grouped together into the smallest group of assets that generates cash inflows from continuing use that is largely independent of the cash inflows of other assets.

The 'recoverable amount' of an asset is the greater of its value in use and its fair value less costs to sell. 'Value in use' is based on the estimated future cash flows, discounted to their present value using a pre-tax discount rate that reflects current market assessments of the time value of money and the risks specific to the asset.

An impairment loss is recognised if the carrying amount of an asset exceeds its recoverable amount.

Impairment losses are recognised in profit or loss.

An impairment loss is reversed only to the extent that the asset's carrying amount does not exceed the carrying amount that would have been determined, net of depreciation or amortisation, if no impairment loss had been recognized.

# Indo Zambia Bank Limited

Notes to the financial statements *(continued)*

for the year ended 31 December 2020

---

## 32 Significant accounting policies *(continued)*

### p) Provisions

Provisions are determined by discounting the expected future cash flows at a pre-tax rate that reflects current market assessments of the time value of money and the risks specific to the liability. The unwinding of the discount is recognised as finance cost.

### q) Share capital and reserves

#### i) Ordinary shares

Ordinary shares are classified as equity. Incremental costs directly attributed to the issue of ordinary shares are recognised as a deduction from equity, net of tax effects.

#### ii) Prepaid capital contributions

Amounts received in respect of prepayments for shares not yet issued, and for which there is no possibility that the Bank may be required to refund the amount received and the Bank's obligation is to deliver only a fixed number of shares, are credited to a separate category of equity as funds awaiting allotment of shares.

#### iii) Dividends on ordinary shares

Dividends on ordinary shares are recognised in equity in the period in which they are approved by the Bank's shareholders.

### r) Financial guarantees and loan commitments

'Financial guarantees' are contracts that require the Bank to make specified payments to reimburse the holder for a loss that it incurs because a specified debtor fails to make payment when it is due in accordance with the terms of a debt instrument.

- 'Loan commitments' are firm commitments to provide credit under pre-specified terms and conditions.

Financial guarantees issued or commitments to provide a loan at a below-market interest rate are initially measured at fair value. Subsequently, they are measured as follows:

The Bank has issued no loan commitments that are measured at FVTPL. For other loan commitments:

Liabilities arising from financial guarantees and loan commitments are included within provisions.

### t) Acceptances and letters of credit

Acceptances and letters of credit are accounted for as unrecognised transactions and disclosed as contingent liabilities.

### u) Other Assets

These are assets that are short term in nature and arise in the normal course of business of the Bank. These instruments are measured at amortised cost as the characteristics of the cash flows from these instruments. The credit risk exposure to these financial assets is negligible due to their short-term nature.

# Indo Zambia Bank Limited

Notes to the financial statements(*continued*)  
for the year ended 31 December 2020

---

## Significant accounting policies (*continued*)

### 33 Significant events during the year

In March 2020 the World Health Organisation (WHO) declared Covid 19 as a pandemic. This resulted in the Bank having to invoke the business continuity plans under its risk management policy so as to safeguard the health of its staff as well as customers.

As part of the procedures, the government took measures such as restrictions on movement of people as well as initiated lockdowns on some businesses. This has resulted in a negative impact on the economy with GDP forecast being expected to drop to negative four percent (-4%) at the end of 2020 and consequently the economy going into a recession.

From the operations perspective, the pandemic has increased the credit risk of some customers in sectors that were affected by the government policies of lockdown. It has also negatively impacted the market values of collateral. In addressing these, the Bank relied on guidance from international financial reporting standards in calculating its Expected Credit Loss (ECL).

In addition to the enhanced credit risk assessments, the Bank has provided relief to some of its customers based on the assessment of these customers that have been impacted significantly. The relief provided was in form of:

- Interest payment moratoriums
- Extension of loan tenures
- Capital repayment moratoriums

In addition to the above, the Bank successfully applied to the Bank of Zambia for the Targeted Medium-Term Refinancing Facility (TMTRF) line. The TMTRF funding is targeted at the following priority economic sectors:

- Energy
- Tourism
- Agriculture
- Manufacturing

### 34 Reserves

Included in the Statement of Changes are the following reserves:

#### *Statutory reserve*

The statutory reserve is established in accordance with section 69 of the Banking and Financial Services Act of Zambia.

#### *Fidelity reserve*

The fidelity reserve arises from compliance with section 159 of the Banking and Financial Services Act 2017, which requires the Bank to maintain a special reserve account for the purpose of making good any loss resulting from potential negligence and dishonesty of directors, the chief executive officer, managers or employees. In addition, the Bank has taken out an insurance policy with an approved insurer for this purpose.

# Indo Zambia Bank Limited

Notes to the financial statements *(continued)*  
for the year ended 31 December 2020

## Significant accounting policies *(continued)*

### 34 Reserves *(continued)*

#### Revaluation reserve

The revaluation reserve arises from the periodic revaluation of property and equipment and represents the excess of the revalued amount over the carrying value of property and equipment at the date of valuation.

#### General reserves

The credit risk reserve is a loan loss reserve that relates to the excess of the impairment provision as required by the Banking and Financial Services Act of Zambia, over the impairment provision computed in terms of International Financial Reporting Standards.

#### Retained earnings

Retained earnings are the carried forward recognised income, net of expenses of the Bank, plus current period profit attributable to shareholders, less distributions to shareholders.

### 35 Borrowings

|  | 2020                 | 2019 |
|--|----------------------|------|
| Borrowings from Bank of Zambia under targeted medium-term refinancing facility | 929,703,063          | -    |
| Open market operations borrowing   | 953,798,177          | -    |
|  | <b>1,883,501,240</b> | -    |
| Current  | 953,798,177          | -    |
| Non-current  | 929,703,063          | -    |
|  | <b>1,883,501,240</b> | -    |

Bank has borrowed from Bank of Zambia under targeted medium-term refinancing facility and open market operations. All the borrowings are in local currency and fixed rate for the tenure of the loan. The tenure of the targeted medium-term refinancing facility is for 3 years and 5 years and rate of interest fixed at 9.50% up to 31 December 2020 and 8% thereafter. Open market operation borrowings are valid for 90 days to 1 year and average rate of interest is 18.25%.

### 36 Financial asset Derivatives

During the year, the Bank entered into a cross-currency term deposit. the terms of the transactions were as follows:

- The bank delivers 20,000,000 USD to the counter party on the initiation date of 07/10/2020
- For the US dollar funds delivered by the bank, the counter party will deliver an equivalent amount in ZMW at the contractually defined spot rate on that date, being 401,806,000 ZMW
- The Bank invests the ZMW receipts in a counter party issued term deposit at a return based on the prevailing rate on the GRZ 364-day Treasury bill plus the policy rate at the point of investment.

# Indo Zambia Bank Limited

Notes to the financial statements (continued)

for the year ended 31 December 2020

## Significant accounting policies (continued)

### 36 Financial asset Derivatives (continued)

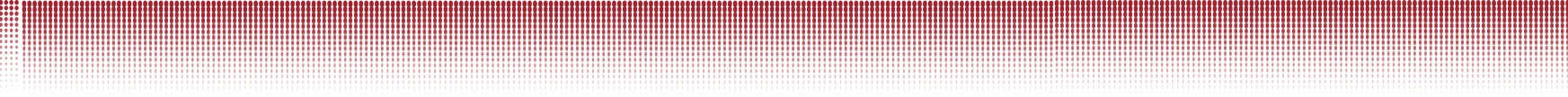
- At maturity, the counter party will deliver the USD funds that had been tendered on the effective date, plus interest that accrued at 12-month USD Libor + 3%, exchanged at a contractually defined forward rate, while the Bank will deliver to the counter party K401,806,000 that had been tendered on the effective date, plus interest that accrued at a contractually specified rate being the prevailing rate on the GRZ 364-day Treasury bill security at the time of the transaction.
- On the same date, the counter party will pay the Bank an amount equal to the principle invested by the counter party term deposit, plus interest that accrued at a contractually specified rate being the prevailing rate on the GRZ 364-day Treasury bill security at the time of the transaction plus the monetary policy rate

The results of the valuation of the above derivative as at 31 December 2020 were as below.

|  |                    |
|--|--------------------|
| <b>Details</b>   |                    |
| Fair value of receipt related to the USD deposit                                 | 433,484,905        |
| Fair value payment by the Bank related to the Kwacha received                    | (433,481,701)      |
| Fair value of counter party payment related to Kwacha deposit placed by the Bank | 461,335,947        |
| <b>Net Fair value</b>  | <b>461,339,151</b> |
| Total net undiscounted value   | (434,640,042)      |
| <b>Fair value gain</b>   | <b>26,699,109</b>  |

The fair value of the above financial derivative is categorised as level 2 calculated using the discounted cash flow method methodology as at the valuation date. This entails projecting all the relevant cash flows according to how these are contractually defined, and discounting these with the relevant risk-free rate to the valuation date. The government of Zambia 364 Treasury Bill has been used as the risk-free rate while an actual/365 convention for interest accruing on ZMW notional and an actual/360 convention for interest accruing on USD notional.











**INDO ZAMBIA BANK**  
*SUPPORTING YOU. DEVELOPING ZAMBIA.*